easy weddings

2024 Australian Wedding Industry Report

Issue 9

An in-depth look into the Australian *wedding* industry

YOUR PERFECT DAY MADE EASY

Foreword

Welcome to the Easy Weddings 2024 Australian Wedding Industry Report — our 9th edition of the largest annual state-of-the-nation wedding industry overview. This report is more than just statistics; it's a testament to the resilience and adaptability of our incredible community of wedding suppliers who are the backbone of the Australian wedding industry.

The insights are the result of extensive research, featuring survey responses from more than 4,200 engaged and newlywed couples; input from nearly 600 wedding businesses; and perspectives of our 49,000 Instagram followers. Additionally, our access to spending data from thousands of couples on our platform provides a comprehensive overview of the Australian wedding landscape.

Our report sheds light on the planning and spending behaviours of engaged couples marrying in 2024 and beyond. It explores the various trends, social dynamics, and economic factors that shape their special day, delving into what couples seek from their suppliers. We have distilled key business insights to empower major industry category vendors to better serve their clients and navigate these evolving times.

We've seen the impact of cost-of-living pressures not only on everyday expenses but also a slight dip in overall wedding spending. The challenge of staying within a budget remains the number one source of stress for couples, prompting them to prioritise their non-negotiables and make budget-conscious decisions.

Despite these challenges, one thing is clear — love endures, and the wedding industry continues to be a source of hope and inspiration. Even as more Australian couples start their families before marriage, the value of matrimony and the dream of a grand wedding remain as strong as ever. The average planning cycle remains consistent, but we've noted a steady increase in the average age of couples, suggesting longer engagement periods and more thoughtful, deliberate planning.

It's this unwavering commitment and enduring passion for weddings that keeps the Australian wedding industry thriving. I am genuinely excited about the year ahead, where opportunities for innovation, adaption and growth await us.

I'm delighted to present this latest snapshot of the Australian wedding industry to you. My hope is that the insights contained in this report will empower you to provide exceptional service, elevate the industry to new heights, and drive the growth of your businesses. Together, we will continue to make dreams come true and create unforgettable moments for couples across the nation.

Matt Butterworth

CEO and Founder
Easy Weddings

Contents

Page 04

Weddings

Photo: Ulla Nordwood Photography

Weddings in Australia

The current state of the Australian wedding industry and the impact on both businesses and couples. Page 4

The Average Australian Couple

A look at the demographic - find out what makes modern Australian couples tick. Page 8

Themes and Trends

A glimpse into the styles and colour palettes that are trending right now. Page 11

Buying Cycle Page 12

Page 13

Insights



Photo: Mitcha Photography

Insights And Trends By Supplier Category

A look at how each supplier category has faired in the previous 12 months and what feedback couples have for them. Page 13

- Wedding Venues Page 14
- Marriage Celebrants Page20
- Wedding Photography Page 26
- Wedding Music Page 32
- Wedding Cars Page 36
- Hair and Makeup Page 40

Honeymoons

There are so many places couples can go to enjoy their newlywed status - but how are they choosing? Page 44

Destination Weddings

Which country will take out the top spot in 2024 for destination nuptials? Page 46

Page 48

Success

Photo: Veri Photography

General Insights Page 50

Wedding Business Checklist

Take your wedding business to the next level in 2024 by following our checklist for success. Page 51

Customer Service

How does your customer service stack up? Page 52

About Easy Weddings Page 54

Weddings in Australia

Weddings in Australia

Average Cost And Percentage Of Weddings By State

127,182	134,370	131,280	133,582
Marriages across Australia in 2022*	The estimated number of marriages for 2023^	The number of marriages predicted for 2024^	The number of marriages predicted for 2025^

$33,810
is the average cost of a wedding in Australia ↓ 2.5%

$27,652
is the average original wedding budget ± 0%

22%
is what couples spend over their original wedding budget ↓ 15%

Couples marrying for a second/subsequent time spend almost half as much. While the total wedding cost is down 2.5% on last year, couples are spending more than pre-pandemic times (**$32,940 in 2019**).

*Official marriage statistics tallied from Births, Deaths & Marriages data in each state. ^Easy Weddings estimate based on crude marriage rates and population data

Weddings in Australia : Cost of Living Impact

Has the Cost of Living Reduced Couples' Wedding Budgets?

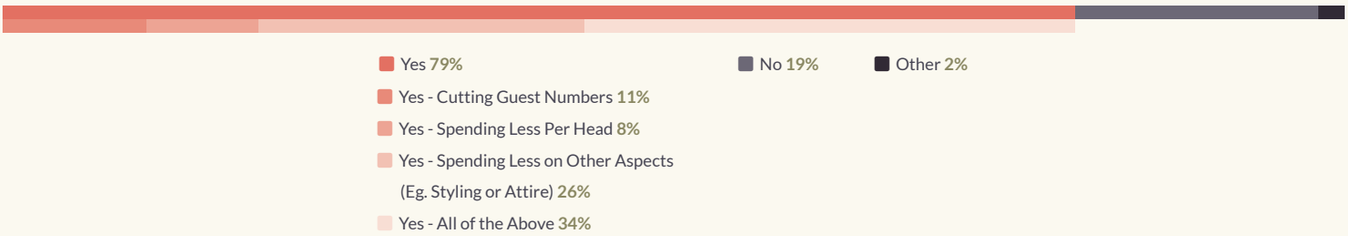

Has the Cost of Living Reduced Couples' Engagement Lengths?

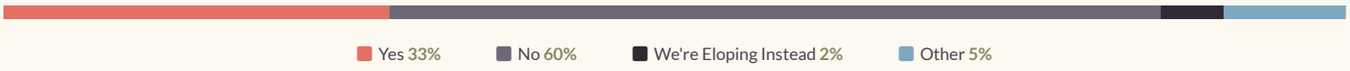

By How Many Months Are Couples Extending Their Engagement?

12 months 40% 6 months 23% 2 years 6%

Despite cost of living concerns, the majority of couples (60%) do not want to delay getting married and are accommodating for cost of living concerns by reducing their wedding budget – either by guest numbers, cost per head, other elements of the wedding, or all of the above. Of the **one-third of couples** who extended their engagement to afford their wedding (33%), **2 in 5** extended by a full year (40%), followed by more than **1 in 5** extending by 6 months (23%).

Of the couples who answered "other", some regret not eloping, while others would have extended their engagement but already locked in a date with their venue. Some couples brought their wedding date forward to get ahead of further price rises.

As economic factors continue to impact couples, and the marrying age continues to climb, we expect the engagement period to be extended beyond its current **22 months** next year.

While supplier costs have increased and couples are spending more on individual services, some suppliers are not receiving the volume of bookings they had in previous years. Budget-conscious couples are scaling back their spending by forgoing some elements or turning to DIY options to meet budget constraints and combat cost of living pressures.

Top 5 Stressors for Couples Planning a Wedding

25%	15%	11%	9%	9%
Sticking to a Budget	The Guest List	Keeping Up with Tasks	Dealing with Family	Finding Reliable Suppliers

With cost-of-living concerns reducing budgets of almost 4 in 5 couples (79% – up from 65% last year), it's plain to see why sticking to a budget is their number one stressor. How many guests a couple can afford to invite feeds directly into guest list concerns at number two. Couples wish to invite an average of 30 guests more than they actually do — reducing numbers is a necessary and obviously stressful part of the process. While the task list is daunting and stressful for couples in the thick of planning, for married couples reflecting back on the process, dealing with family is more stressful than keeping up with tasks or finding reliable suppliers. Couples who answered "other" cited finding a venue and not knowing where to start as their main stressors.

The Average Australian Couple

32

Average age of brides ↑ **from 31**
33 in same-sex unions

35

Average age of grooms ↑ **from 33**
37 in same-sex unions ↑ **from 36**

In 2019, the average couple was a **28-year-old bride** and **29-year-old groom**. While the marrying age of couples followed an upward trend for many years, contributed to by COVID postponements during 2020-2022, cost of living pressures have now impacted engagement lengths, and extended marrying ages further as a result. A **third of couples** (33%) are having a longer engagement due to budget concerns.

Will have **89** guests at their wedding — but wish they could invite **119**

Have **8 or 10** people in their wedding party including themselves

Are engaged for **22 months**

Will spend **$5,700** on an engagement ring

Couples getting married for the first time
91%

Live together beforehand
91%

Don't have children
67%

Paying for their wedding on their own
54%

Combining finances with their families ↑ 16%
36%

Have just one partner doing most of the wedding planning
71%

Celebrate a hen's or buck's party
92%

How Couples Meet

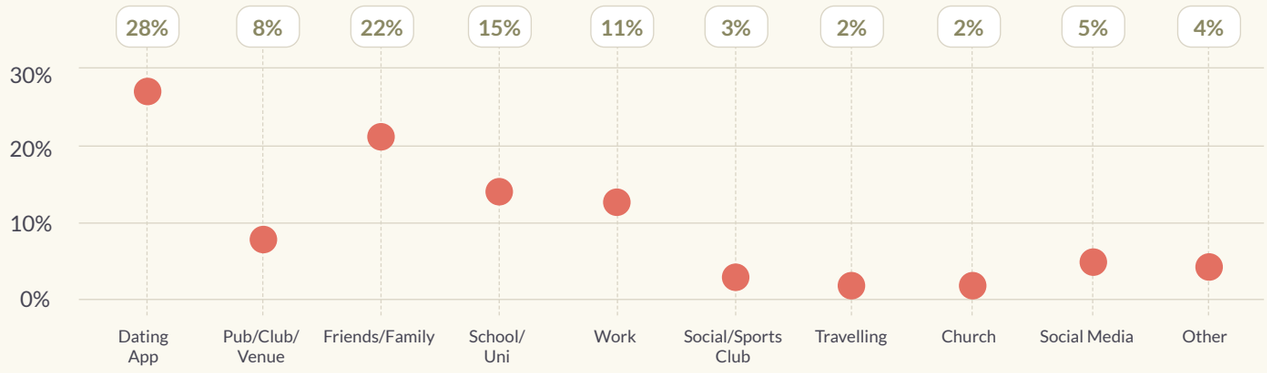

What's Appropriate to Spend on a Wedding Gift?

Close Friends/Family: **$236**
Other: **$146**

Cash in a wishing well remains the most popular gift request from marrying couples, with **84%** having a wishing well on its own or combined with a gift registry. The average cost of a wedding gift has come down by an average of **$14** for close friends and family, but has increased by almost the same (**$13**) for couples outside their immediate circle. When it comes to close friends and family, guests will spend an extra **$90** more on a wedding gift.

How Couples Recieve Wedding Gifts

The *Most Popular* Engagement Dates in 22-23

- DEC 25 2022 — 1st
- DEC 31 2022 — 2nd
- DEC 24 2022 — 3rd
- MAY 13 2023 — 4th
- JUN 10 2023 — 5th
- NOV 26 2022 — 6th
- JAN 1 2023 — 7th
- JUN 24 2023 — 8th
- MAY 27 2023 — 9th
- OCT 22 2022 — 10th

13% of engagements happened in December, with **6%** occurring between Christmas and New Year. The King's Birthday long weekend (excl QLD & WA) was the second most popular period to get engaged, with **11%** popping the question in June, followed by the Easter period, at **10%.**

How Couples Choose A Wedding Date

31%	27%	12%	13%
Venue Availability	Season	Day Has Special Meaning	Range of Reasons

Other date-deciding factors include quirky numbers (e.g. 23/9/23) (5%), specific vendor availability (5%), and for other couples — no particular reason at all (7%).

The Most Popular Months To Get Married In 2024

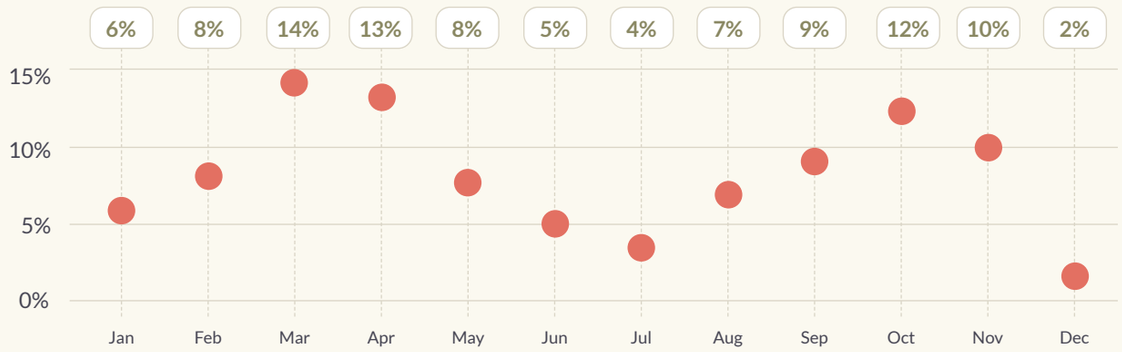

Make the most of additional weekend capacity for weddings in **March, June, August, and November** in 2024, as these months have **five Saturdays**.

Most Popular Wedding Season

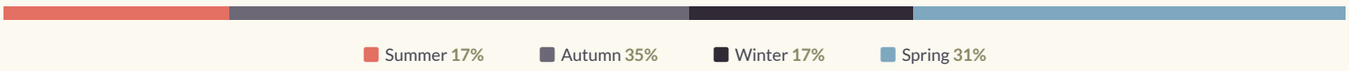

Most Popular Days to Get Married in 2024



In 2024, March looks set to be the busiest month of the year with five coveted Saturday dates for couples to choose from. This makes autumn the busiest season of 2024. After this, spring weddings will be almost as much in demand. Couples in 2024 are returning to Friday and Saturday weddings, with a small decline in Sunday and Thursday weddings from 2023.

Wedding Themes & Styles

Most Popular Ceremony Locations



Reception Venue 56% | Park/Garden/Beach 19% | Church 11% | Other 14%

More than half of all couples are seeking out all-in-one reception venues that can host their ceremony on-site.

Top 5 Reception Settings

Garden/Outdoors 18% | Winery 15% | Waterview Venue 13% | Farm/Barn 12% | Function Centre/Ballroom 10% | Other 32%

Historic estates (7%), restaurants/bars (6%) and event spaces/warehouses (5%) are the next most popular reception spaces.

Top 5 Wedding Themes

Rustic 24% | Modern/Minimalist 21% | Romantic 19% | Classic/Traditional 11% | Beach 5% | Other 20%

In 2024, Rustic dominates weddings, followed by Modern/Minimalist and Soft Romantic styles. Classic/Traditional is fourth, and Beach weddings edge out Bohemian for fifth.

Most Popular Colours

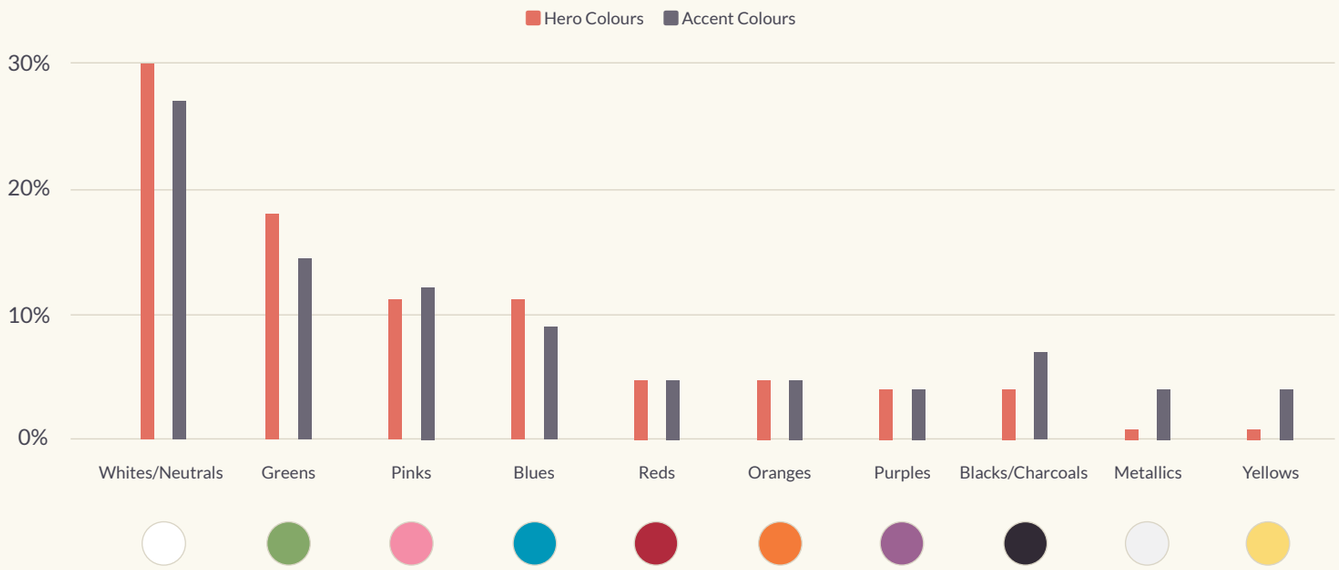

Whites/neutrals remain the most popular colour for weddings, both as a hero colour and an accent colour, almost doubling the popularity of the second most popular colour, green. Pinks and blues round out the top four wedding colours for 2024.

Wedding Buying Cycle

The average couple starts here

- Venues
- Catering
- Wedding Planner
- Celebrant
- Photography
- Wedding Dress
- Videography
- Music
- Cars
- Flowers
- Stylist
- Wedding Hire
- Honeymoon
- Accommodation
- Cakes
- Decorations
- Photo Booth
- Bridesmaid Dresses
- Hair & Makeup
- Formal Wear
- Flower Girls
- Invitations
- Jewellery
- Shoes
- Bomboniere
- Lingerie
- Wedding Services
- Accessories
- Hens/Bucks Party
- Beauty Services

and finishes here

Insights and *Trends*

Wedding Venues COUPLES INSIGHTS


Gabbinbar Homestead

4.9 / 5 Couples Review Score

The wedding venue is the most significant portion of a couple's wedding budget, making up on average **45%** of their total wedding spend, with an average head count of 89. If they could, **16%** of couples said they would like to spend even more than this. The venue is the most important element of the wedding, it's also the first supplier a couple books. In selecting a location for their special day, couples seek a blend of style and ambience, affordability within their budget constraints, and outstanding service from the venue manager.

92% of couples book a wedding venue	31% set their wedding date based on their favourite venue's availability	45% of a couple's wedding budget is spent on the reception venue	80% of couples book accommodation for their wedding; of this, **28%** is at the reception venue

78% are having allocated seating, while **8%** are letting guests choose, and **14%** are having a stand-up celebration

Most Important Factors When Selecting a Venue

More than half of couples also value a variety of photo opportunities, a great wet weather alternative and a convenient venue location. While price and budget factor for couples during the planning process, married couples reflecting back on the decision place more importance on food and beverage options.

Cost Of Wedding Venues By State

$15,230

is the average cost of a wedding venue in Australia ↑ 3%

Limited data for NT to provide a reliable average.*

Photo: Figbird Cottage

Farm Vigano

Pro tip: *Communicate the value of your food and beverage options through high-quality imagery of guests enjoying their meals, food presentation, and portion sizes. Be sure to promote any reviews your couples leave about how great the food was.*

Where couples feel suppliers excel:

- Great experiences with the venue's recommended suppliers
- Pre-paid fees for guests that did not turn up were able to be allocated to other items e.g. extra drinks
- Kept in contact with outside vendors to ensure a smooth event
- Knowledgeable in alternate plans if something untoward happened
- Couple felt like they were the only wedding being worked on
- Professional approach that created confidence that everything was going to plan

Where couples feel suppliers could improve:

- Accepted bookings while ongoing renovations/ construction disrupted their normal offerings
- Hidden fees and additional costs added to final bill that were not discussed prior
- Slow responses to emails and questions
- Change in event managers with no proper handover resulting in reconfirming what was agreed upon
- Teams within the venue (e.g. kitchen & wait staff) did not work well together, causing issues for guests
- What the couple was told to expect in terms of service level was not delivered

Wedding Venues BUSINESS INSIGHTS

Brisbane Marriott Hotel

On average, wedding venues in Australia:

- Have been in business for **19 years**
- Are booked **13 months** before the wedding
- Work **33 hours** on each wedding
- Spend 15% of their revenue on marketing and advertising
- Respond to couple enquiries **within 24 hours** (55%) followed by **within 1 hour** (23%)
- Are devoted 57% to weddings and 43% to corporate or other events

Social Media Platforms Used by Wedding Venues

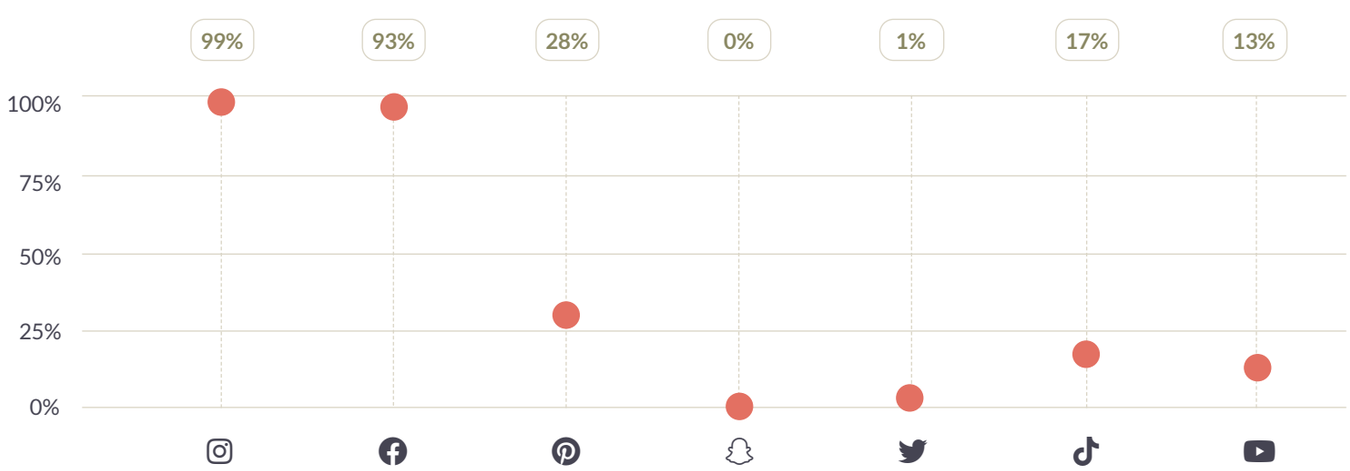

Paid Marketing Channels Used by Wedding Venues

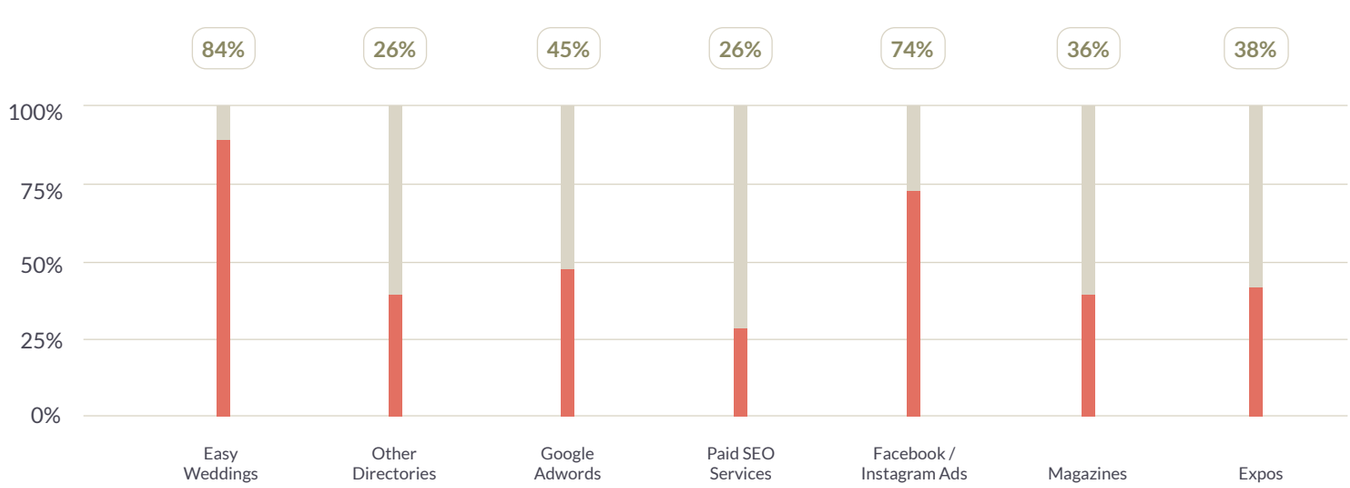

Easy Weddings data is skewed positively as most survey responders were current clients.

Catering

4.9 / 5 Couples Review Score

Traditional alternate-drop meals make up the largest portion of catering styles among Australian couples, at 44%. The next most popular request, at 23%, is the sharing/feasting style. More casual catering styles such as the buffet, roaming cocktail food, grazing table, and food trucks make up the remaining 33% collectively. Couples are looking for suppliers who cater to a variety of specific dietary needs. In fact, almost half (47%) of all couples want multiple dietary requirements catered for on their wedding menus, up significantly from just 5% last year. This includes vegetarian, vegan, gluten-free, dairy/nut/shellfish free and religious requirement options.

Limited data for NT to provide a reliable average.*

Photo: Creative Catering

$5,416 is the average cost of wedding catering in Australia# ↑ 0%

What style of catering are you having?

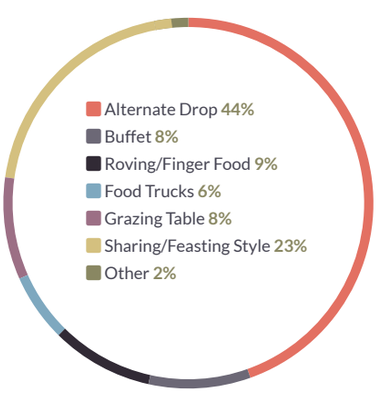

What dietary options are you including?

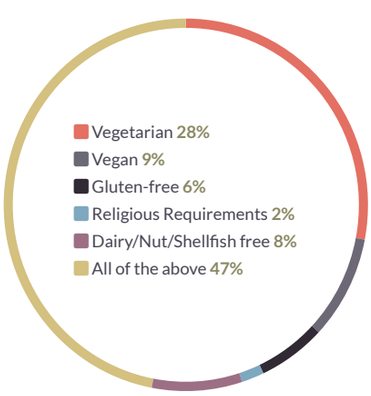

Where couples feel suppliers excel:

- Variety of choices to suit all budgets
- Dietary requirement choices were exciting
- Food was presented beautifully
- Held a menu-tasting event
- Provided containers so leftovers from buffets or grazing menus could be taken home
- Able to match tableware/serving platters to wedding theme/styling

Where couples feel suppliers could improve:

- Forgot to cut and serve wedding cake as included in booking
- Felt communication was a bit slow
- Timeframes not made clear about final decisions
- Did not follow the run sheet correctly
- Wait staff seemed undertrained

#The average cost of catering includes fully catered weddings as well as niche catering providers like gelato carts, mobile bars, and food trucks.

Wedding Dresses

4.8 / 5 Couples Review Score

Weddings reflect the unique personal style of a couple, and this is especially true of the wedding gown purchase. Three-quarters (75%) opt for a brand-new dress, while an additional 17% choose a custom-made gown. Due to the emotional significance of this decision, 68% hold on to their wedding gown as a cherished memento. Moreover, 56% invest in special lingerie to complement their attire, and a notable 78% complete their bridal look with a veil. 53% wear heels with their gown, versus 13% who opt for comfortable flats.

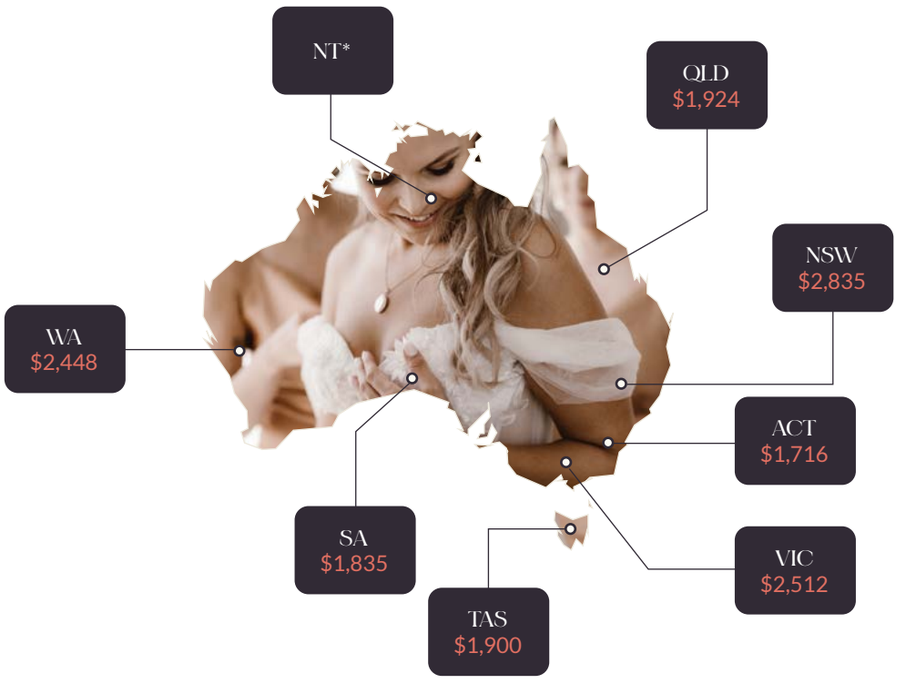

Limited data for NT to provide a reliable average.*

Photo: JRW Bridal & Couture

$2,403 is the average cost of a wedding dress in Australia ↑ 4%

Where will you get your wedding gown from?

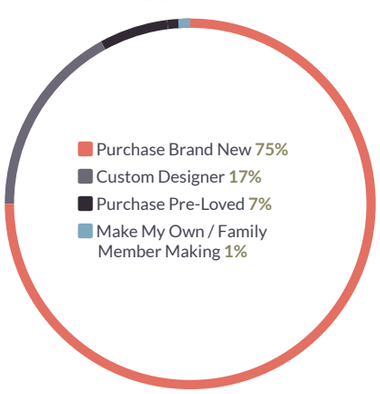

What will you do with your wedding gown after the wedding?

Where couples feel suppliers excel:

- Felt the experience was judgement-free from the staff
- Offered the perfect dress with very little direction
- Felt there was no pressure or expectation from the staff to pick the first dress they liked
- Had basic accessories that could be purchased in-store
- Very clear timeframes and offerings to ensure dress was ready in time for what was required
- Budget-conscious brides had the same experience as those who had more to spend

Where couples feel suppliers could improve:

- Shop assistants did not have basic knowledge of dress terminology
- Feedback and questions were ignored during fittings and alterations process
- Poor quality alterations
- Inappropriate, unhelpful comments about body shape
- What the bride was told to expect for her experience was not delivered
- Felt under pressure to make a decision

Flowers

★ 5 / 5 Couples Review Score

Most couples (72%) engage a wedding florist to create arrangements for their day, forming one of the most visual aspects that define the overall style of a wedding. Fresh flowers continue to be preferred by most couples, with 70% opting for real blooms over artificial ones. Though, as the cost of fresh flowers, the quality of artificial ones, and sustainability concerns all remain a focus with couples, 19% are mixing artificial blooms into their fresh arrangements. In line with trending colour palettes, whites and neutrals are the most desired floral colours, followed by greenery and pinks.

Limited data for NT to provide a reliable average.*

Photo: Thrive Flowers And Events

$2,084 is the average cost of a wedding flowers in Australia ↑ 13%

What kind of wedding flowers will you have?

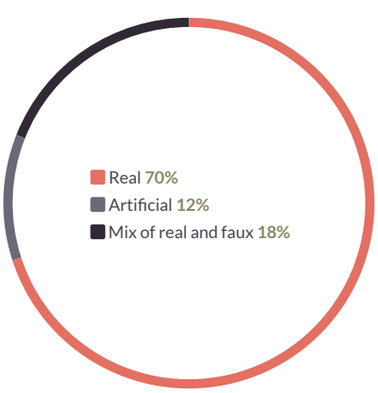

What is the main colour of your wedding flowers?

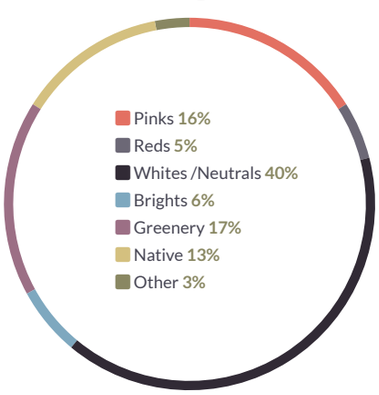

Where couples feel suppliers excel:

- If something wasn't able to be done, it was made clear why and how
- Was able to provide examples of real weddings
- Vague ideas from the couple still turned into a beautiful outcome
- Felt that the vendor valued sustainability
- Constant communication regarding the sourcing and availability of flowers
- Had a backup design if something went wrong or was unavailable the week of the wedding

Where couples feel suppliers could improve:

- Flowers did not look fresh
- Flowers weren't taken care of properly during transport
- Decoration changes made without consultation with the couple
- Felt personal preference was pushed onto couple
- Didn't consult with the venue for what was needed for display initials after couple provided direct contact info
- Quality of work delivered did not match samples

Marriage Celebrant COUPLES INSIGHTS

Dan Ford Celebrant & MC

5 / 5 Couples Review Score

In Australia, a significant majority of couples opt for civil marriage celebrants rather than religious ministers to officiate their weddings. The key qualities they seek in celebrants are warmth and a good sense of humour. Personalisation holds great importance for most couples, with a notable 78% choosing to incorporate personal vows in at least a part of their ceremony. Given the legal implications of the union, couples highly value meticulous attention to detail from their celebrants.

85%	75%	56%
of couples book a civil celebrant for their wedding	of wedding ceremonies are 'unplugged', meaning guests are asked not to use their phones	of couples want to write their own vows and 24% like a mix of traditional and personal

What Kind Of Vibe Do You Want From Your Celebrant?

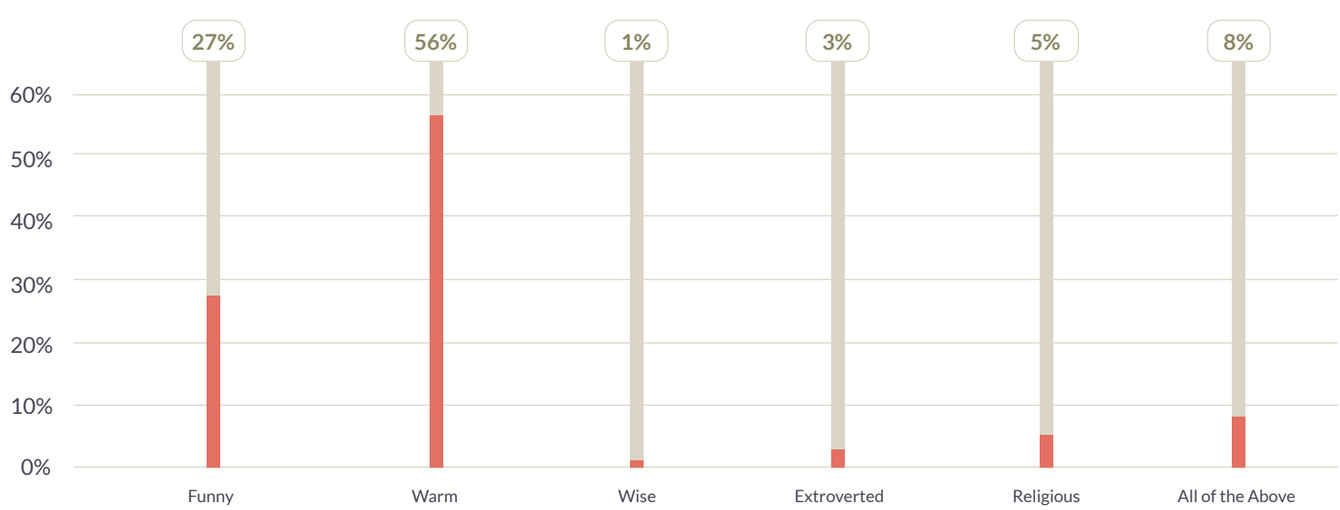

Cost of Marriage Celebrants By State

$874
is the average cost of a marriage celebrant in Australia ↑ 7%

Photo: Jean Marie A Celebrant to See.

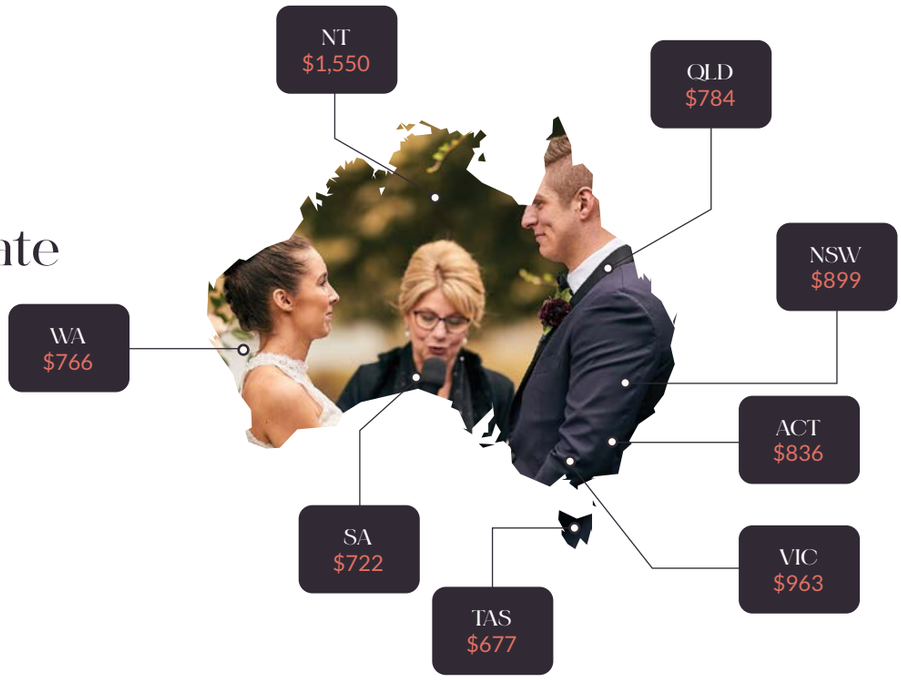

Melissa Soncini

Where couples feel suppliers excel:

- Coordinated outfit with wedding theme
- Made to feel safe when discussing details of their relationship timeline
- Kept everyone running on time leading up to the ceremony commencement
- Explained legalities in simple terms
- Couple felt like they were informed at each step of the process
- Perfect level of entertaining without being overbearing

Where couples feel suppliers could improve:

- Did not work well with photographer when setting up for the ceremony
- Official forms filled out incorrectly
- Microphone or speaker equipment broken or not working properly
- Pushy about following tradition
- Didn't follow the agreed on script/brief on the day

Marriage Celebrant BUSINESS INSIGHTS

On average, marriage celebrants in Australia:

- Have been in business for **8 years**
- Are among **9,000+ registered celebrants** across the country
- Are booked **9 months** before the wedding
- Spend 28% of their revenue on marketing and advertising
- Work **16 hours** on each wedding
- Respond to couple enquiries **within 1 hour** (42%) followed by **within 24 hours** (38%)
- Are devoted 92% to weddings and 8% to funerals and other events

Social Media Platforms Used by Marriage Celebrants

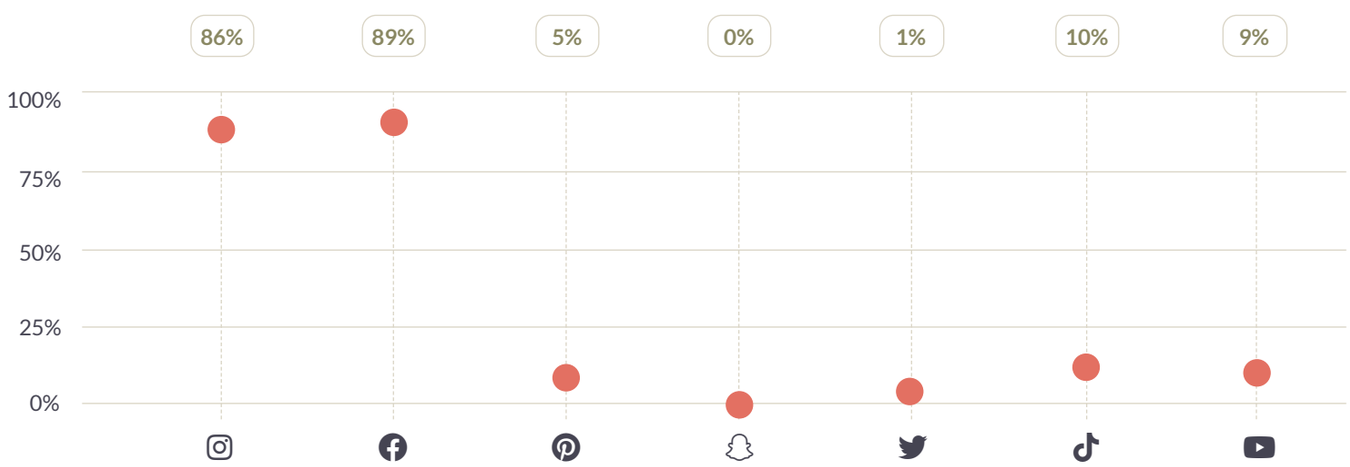

Paid Marketing Channels Used by Marriage Celebrants

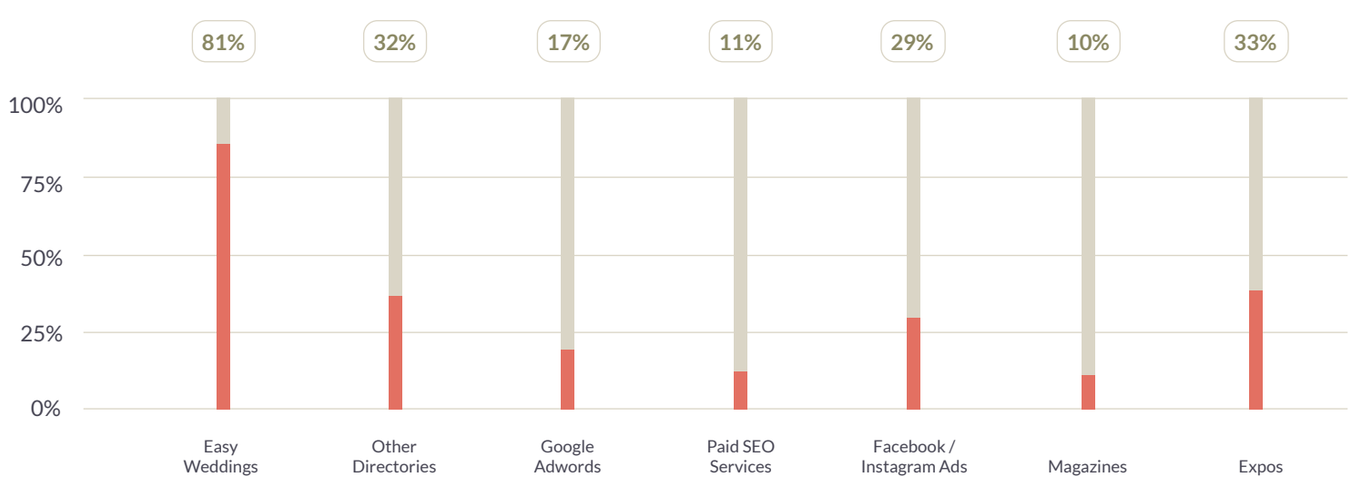

*Easy Weddings data is skewed positively as most survey responders were current clients.

Wedding Hire

4.8 / 5 Couples Review Score

Half of Australian couples hire furniture and styling props for their big day. They want full-service providers who will take care of delivery, setup, and pickup; and who work well with their chosen wedding venue. The most popular setting for couples to host their reception is in a garden or outdoors, and the most popular styles are rustic, modern/minimalist and romantic. Couples are looking to rental companies for setup inspiration; so focusing on these key themes will assist in meeting the couple's vision.

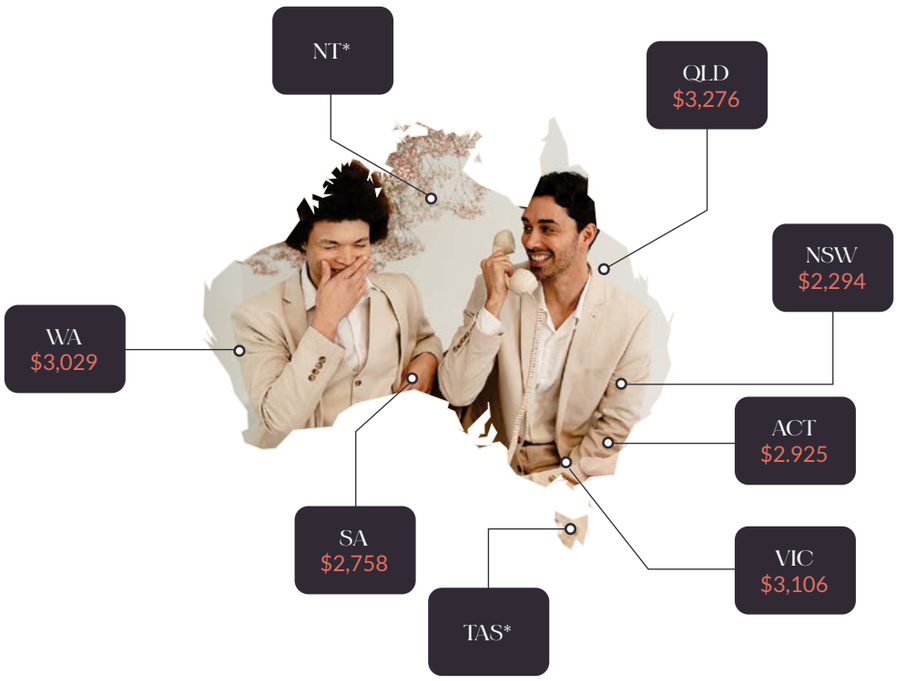

Limited data for TAS and NT to provide a reliable average.*

Photo: Off The Hook - Audio Guest Book

$2,774 is the average cost of wedding hire in Australia ↑ 6%

Are you hiring furniture/styling props for your wedding?

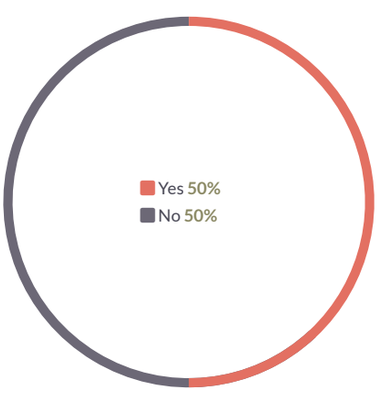

What will you be hiring for your wedding?

Where couples feel suppliers excel:

- Flexible when adding last-minute items
- Reasonable rates for delivery in obscure locations
- Able to work within venue limitations
- Worked directly with venue to organise set up, delivery, and pack down

Where couples feel suppliers could improve:

- Hire items not stable (e.g. signs falling over)
- Items provided were not in same condition as when viewed prior
- Slow communication
- Felt the staff were not knowledgeable in what products they offered

Decorations

★ 5 / 5 Couples Review Score

Together, Pinterest and Instagram make up 68% of where couples dream up decor inspiration for their wedding. After this, venues have the most influence. The most popular individual avenue for sourcing decorative pieces is by hiring, and 42% of couples will combine renting, purchasing and DIY to gather all the styling pieces they need. 17% of couples will engage a professional wedding stylist to bring their vision to life, while 38% will do it themselves. Rustic, modern/minimalist and romantic weddings are the three most chosen wedding themes, so suppliers will do well to adapt their collections to meet these style trends.

Limited data for NT to provide a reliable average.*

Photo: Cloth and Confetti

$2,175 is the average cost of wedding decor in Australia ↑ 18%

How will you be sourcing your wedding decor?

What influences your wedding style/theme?

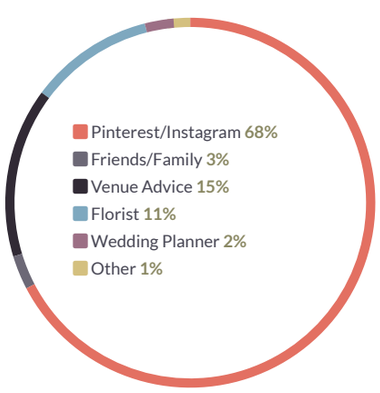

Where couples feel suppliers excel:

- Felt that design changes were taken well and with ease
- Was able to provide examples of real weddings
- Had a price beat policy
- Provided both delivery and pick up option
- Provided a complete package of delivery, setup, and pack-down

Where couples feel suppliers could improve:

- Items arrived needing to be wiped down
- Payments made but no confirmation they were received
- Powered items such as lights did not work properly
- Group of items varying in condition
- Samples not provided when custom-creating items

Videography

4.9 / 5 Couples Review Score

The appeal of wedding videography remains strong as couples continue to desire a living, breathing memory of their big day. 75% of couples opt to have their wedding filmed (up from 70% last year) and of these, 91% will hire a professional videographer to capture the day. Couples value videographers who are unobtrusive and have excellent attention to detail. A growing number of couples (16%) said they wished they had more budget for professional videography. **More than half** of couples (55%) expect to receive two versions of their wedding video; a long and short edit and a further quarter (24%) expect three cuts – one long and two short.

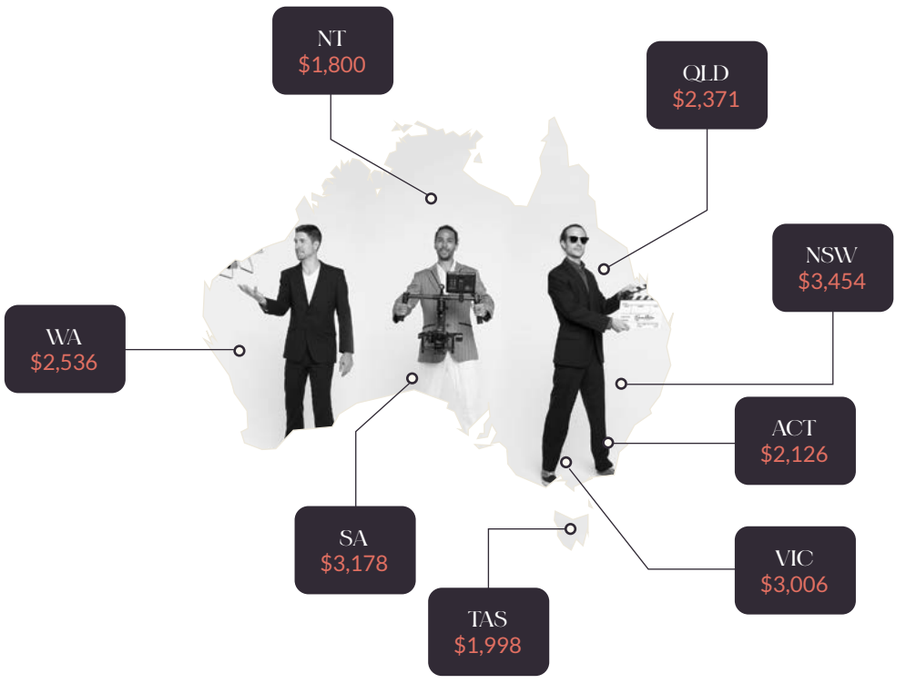

Photo: Woven Motion Weddings

$2,934 is the average cost of a wedding videographer in Australia ↑ 4%

For how long will you hire a videographer?

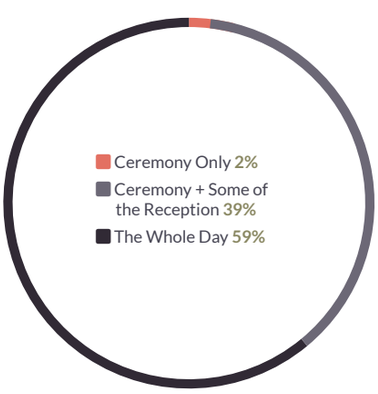

75% Will have someone film their wedding

Of these, 91% will hire a professional videographer.

41% Want to collaborate with their videographer on their wedding video soundtrack

35% are keen to choose their own music. 24% trust their videographer's music selection.

Where couples feel suppliers excel:

- Flexible payment plans provided
- Provided all raw footage if requested
- Went above and beyond to get the perfect angle for different shots
- Keen eye for detail e.g. straightening a tie or loose shoelace
- Products and extras available clearly outlined to tailor-make a package
- Felt the videographer blended in with the guests

Where couples feel suppliers could improve:

- The final edit didn't match the price paid (but would have been happy with it if it was cheaper)
- Bad quality audio for ceremony and speeches
- Unnecessary footage included in video
- Suggestions and feedback on editing were taken badly

Wedding Photography COUPLES INSIGHTS


My Scandi Style Photography

5 / 5 Couples Review Score

Wedding photographers are one of the first suppliers a couple books, after their venue and celebrant. Most couples will pay for a professional photographer to capture their day, which is especially important since a little more than **three-quarters** (78%) of couples request no phones at the ceremony. Traditional posed photography is no longer desired by couples, but rather, more relaxed candid photography (62%) or a mix of candid and posed (37%). Just **over a third** (35%) of couples want photos taken of the entire day.

91%	37%	47%	24%
of couples will have a professional photographer at their wedding	commemorate their engagement with a professional engagement shoot	purchase a wedding album from their photographer	of couples most value their couple portraits, followed closely by the ceremony (18%)

'Unplugged ceremonies' are on the rise, with 78% of couples asking guests not to take photos with their phones during the ceremony.

Will you purchase a wedding album from your photographer?

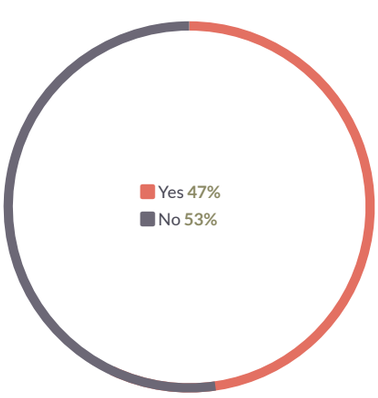

What style of wedding photography do you prefer?

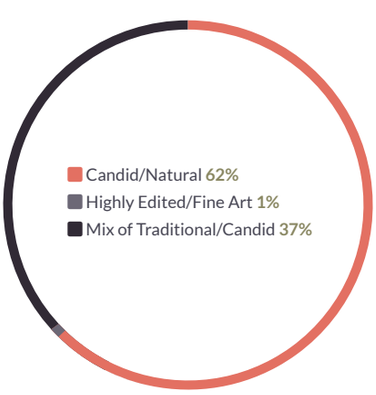

Cost of Wedding Photography By State

$3,266
is the average cost of wedding photography in Australia ↑ 3%

Photo: Veri Photography

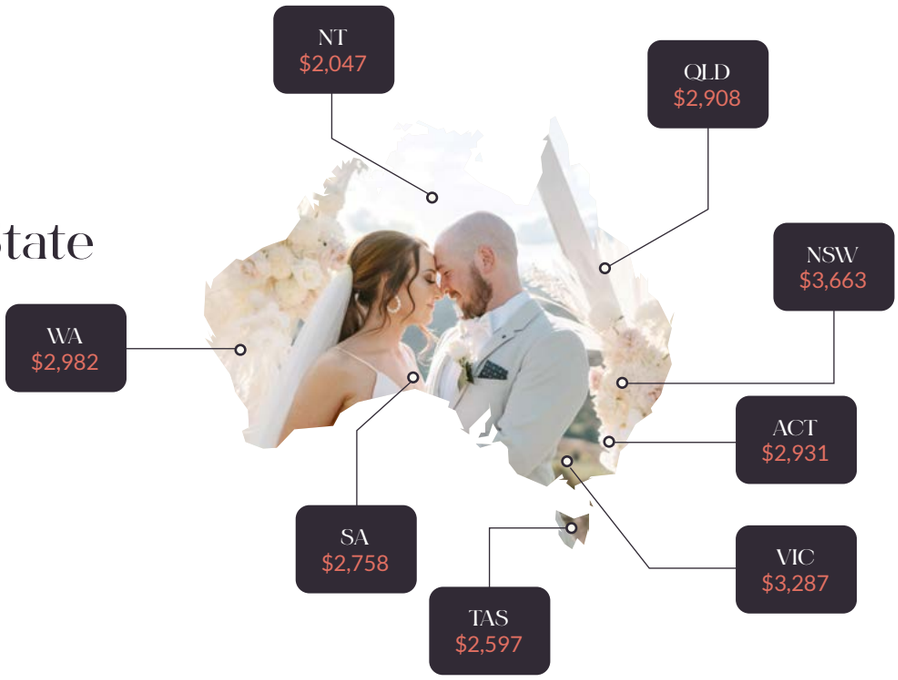

Daniel Griffiths Photography

Where couples feel suppliers excel:

- Provided everything in writing post every meeting
- Gave direction in fun ways to ease awkwardness
- Able to judge when the couple needed a break from having photos
- Went above and beyond to get the perfect angle for different shots
- Keen eye for detail e.g. straightening a tie or loose shoelace before taking a photo
- Provided tips and tricks for the day

Where couples feel suppliers could improve:

- The photographer did not seem interested or passionate on the day
- Add-ons such as albums were never received
- Photos were over-filtered
- Engagement shoot and wedding photos were vastly different in quality
- Quality of photos did not match the example work shown at time of enquiry
- Specifically requested photos were not taken

Wedding Photography BUSINESS INSIGHTS

Kevin Lue Photography

On average, wedding photographers in Australia:

- Have been in business for **8 years**
- Are booked **9 months** before the wedding
- Spend 25% of their revenue on marketing and advertising
- Work **28 hours** on each wedding
- Respond to couple **within 24 hours** (40%) followed by **within minutes** (30%)
- Are devoted 76% to weddings and 24% to corporate or other photography

Social Media Platforms Used by Wedding Photographers

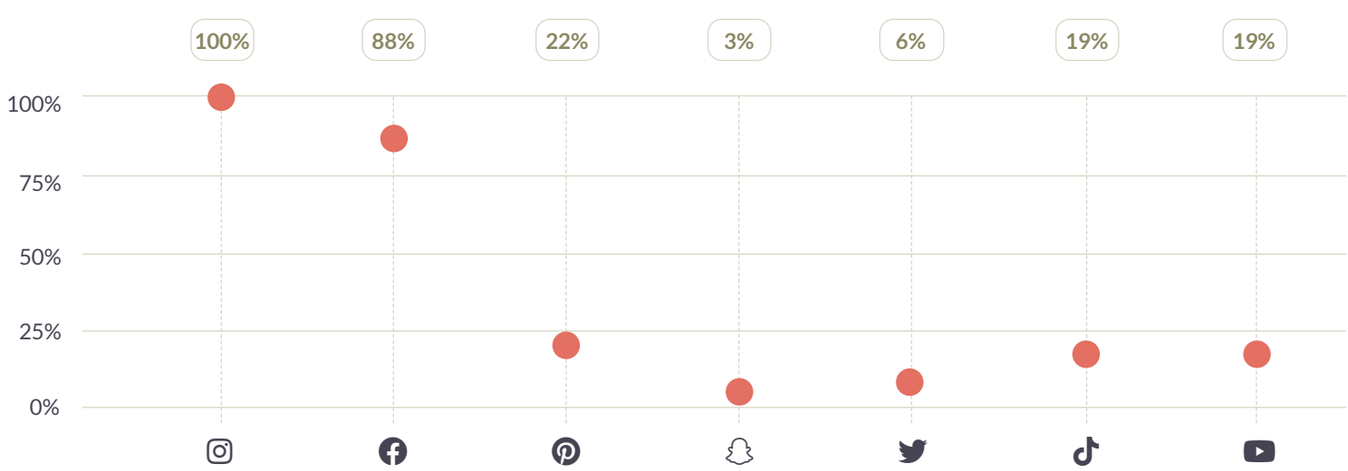

Paid Marketing Channels Used by Wedding Photographers

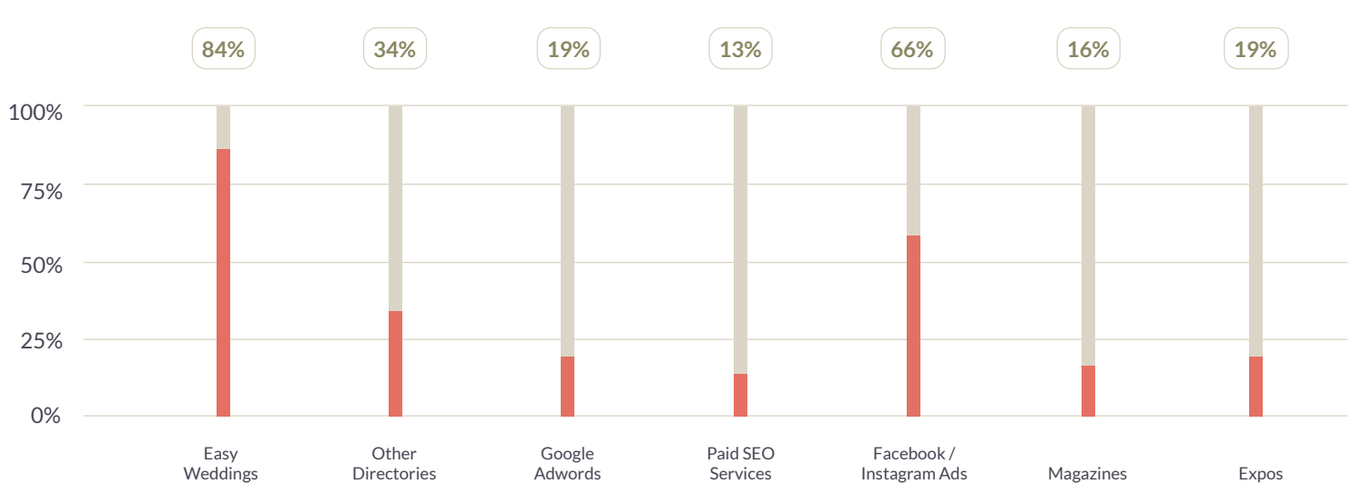

*Easy Weddings data is skewed positively as most survey responders were current clients.

Wedding Cakes

★ 5 / 5 Couples Review Score

Wedding cakes remain a cherished and enduring tradition for the majority of couples, with 93% including a cake in their wedding plans. Among them, 64% rely on the skills of a professional cake maker, recognising it as one of the most photographed styling elements and rituals at a wedding. For 43% of couples, the cake takes centre stage as the sole dessert, while another 40% integrate the cake into a dessert buffet. Notably, there's a growing trend in requesting specialty cakes that accommodate dietary restrictions, and couples are delighted when these cakes not only meet but exceed the taste expectations of traditional recipes.

Photo: Baked by Katie

$609 is the average cost of wedding cakes in Australia ↑ 5.5%

How many tiers will your wedding cake have?

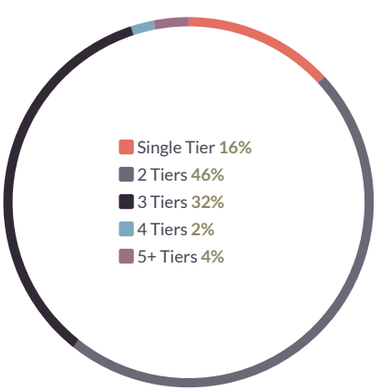

What size portions will you serve?

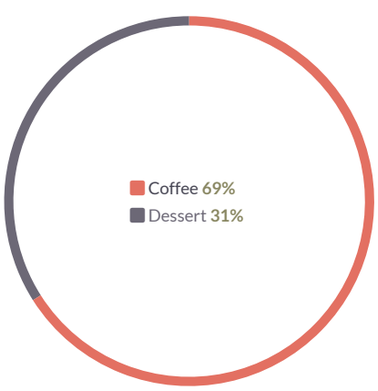

Where couples feel suppliers excel:

- Tiers were able to be different flavours, (e.g. lemon, cookies & cream)
- Was willing to make a flavour they hadn't made before and offer a tasting prior to the wedding
- Variety of cake types (cheesecake, sponge etc)
- Able to provide additional add-ons such as doughnut walls and take-home cake boxes
- Clear care instructions provided with delivery
- Was able to provide examples of real weddings

Where couples feel suppliers could improve:

- Final flavour didn't taste the same as the cake-tasting
- Cake tasting/samples not provided
- Damaged cake toppers/decorative items provided by other vendors
- Charges added to final invoice without explanation
- Flavour was too intense/rich

Bridesmaids

4.6 / 5 Couples Review Score

Traditional bride and groom parties are still favoured by **82%** of couples, and the bride usually asks her best friend or sister to be maid of honour. The tradition of matching bridesmaids continues to be the most popular choice at weddings with just under half of bride-squads wearing the same style and colour dress. We see this trend with hairstyles, too. After this, couples choose silhouettes that suit each maid individually while creating consistency through colour. While the most popular price tag for individual bridesmaid outfits is up to **$199**, this year, more couples are splurging on outfits in the **$400-$599** price range.

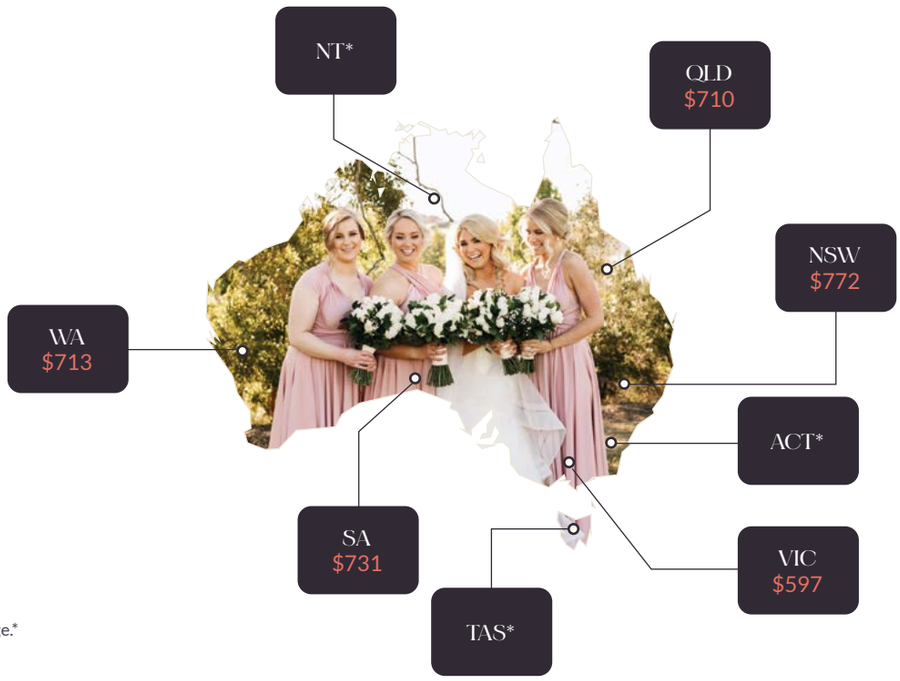

Limited data for ACT, TAS and NT to provide a reliable average.*

Photo: Ferrari Formalwear and Bridal

$683 is the average cost of bridesmaid attire in Australia ↑ 4%

What are bridesmaids wearing?

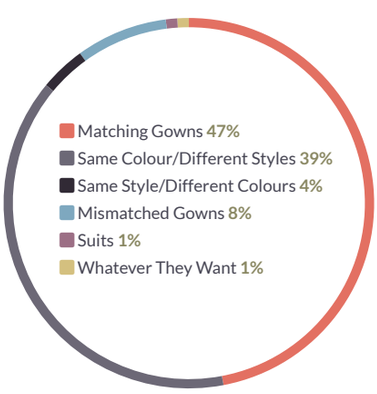

What's the most common price tag per bridesmaid dress?

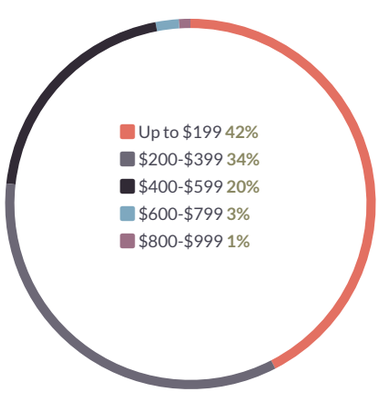

Where couples feel suppliers excel:

- Fast delivery when ordering via an online system
- Catered for things such as weight loss or last-minute changes
- Knowledgeable on latest trends and styling
- Followed up with the bridesmaids individually for fittings, rather than leaving all to the bride
- Knowledgeable about similar designs if bride's choice was unavailable

Where couples feel suppliers could improve:

- Multiple choices to try on were out of stock in many sizes
- Made-to-measure dresses didn't fit when arrived
- Small details were low-quality work
- Felt like service declined post-payment
- Felt under pressure to make a decision

Formal Wear

4.8 / 5 Couples Review Score

Slightly more than half of couples (55%) will purchase a brand new suit off the rack for their wedding, while a further 19% will opt for a custom-made suit tailored just for them. 10% will hire their outfit from a formal wear specialist. The decision regarding formal wear typically involves both partners and is guided by the wedding colour scheme, ensuring coordination with the rest of the wedding party's attire. The preferred dress code for weddings leans towards formal (34%), followed by cocktail (28%).

Limited data for NT to provide a reliable average.*

Photo: InStitchu

$1,749 is the average cost of formal wear in Australia ↑ 24%

Where will you get your suit from?

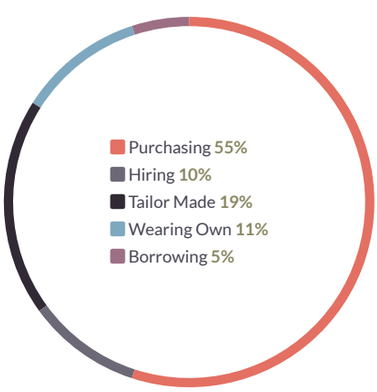

What's the dress code of your wedding?

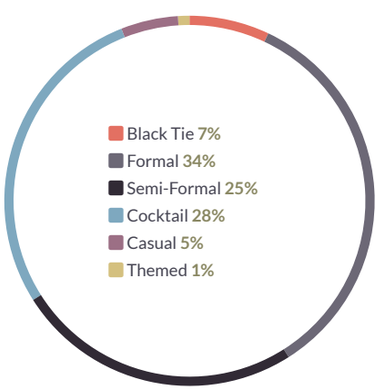

Where couples feel suppliers excel:

- Offered a group discount
- Able to coordinate suit colours with a sample of the wedding or bridesmaid dress
- Knowledgeable on latest trends and styling
- Suits came back correct in size based on measurements for interstate groomsmen
- Provided both men's and women's suits
- Staff were knowledgeable on orders when calling with enquiries

Where couples feel suppliers could improve:

- Suits were ready to collect at all different times, rather than as one order
- Received final product too close to the day
- Orders mixed up with other customers on pick-up
- No price consistency between chain stores for the same item
- Lack of communication between fittings

Wedding Music COUPLES INSIGHTS

Melbourne Entertainment Co.

★ 5 / 5 Couples Review Score

Almost **three-quarters** of couples want their wedding music in the hands of professional musicians over attempting to do it themselves. Of these, the most popular service is a DJ. Significantly, the popularity of the DJ/band combo has increased by **41%** on last year. Just over half of couples find music as the only entertainment at their wedding sufficient, but for those who want more, an MC is the most sought-after service (**36%**). Couples love it when their DJ can also fulfil the role of MC.

70% of couples will have professional wedding music for their day	40% of these hire a wedding DJ	24% hire a DJ/band combo and **15%** want just the band	36% will engage an MC to host their reception

82% of couples are having a first dance at their reception

What type of music are you having?

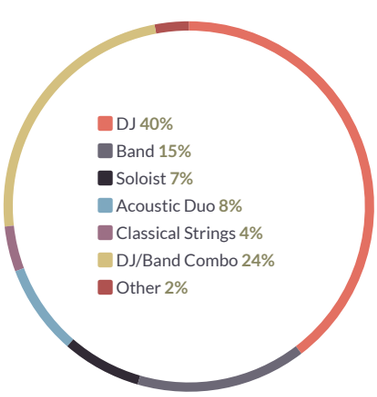

What other entertainment are you having?

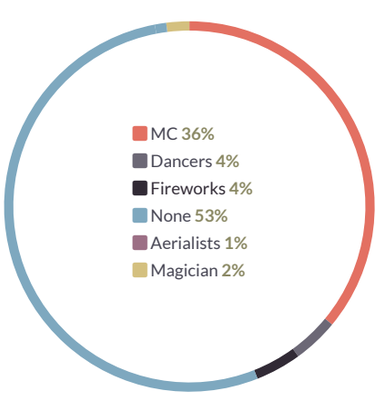

Cost Of Wedding Music By State

$1,892
is the average cost of wedding music in Australia ↑ 5%

Limited data for NT to provide a reliable average.*

Photo: Supreme Sound DJ Services

Lark Music

Where couples feel suppliers excel:

- Appropriate volume and song choice for meal times
- Musicians dressed in line with wedding theme/vibe
- Online song selection portal provided
- Created a personal version of first dance songs
- Songs were transitioned well so there was no awkward silences
- Add-ons available such as special coloured lights and smoke machines

Where couples feel suppliers could improve:

- Songs requested in the specific portal weren't played
- Agencies couldn't confirm DJ details until week of wedding
- Felt the DJ/musician was not across run sheet well
- Low-quality/out-of-date equipment
- Had to be asked to put agreements in writing

Wedding Music BUSINESS INSIGHTS

Something Like This

On average, wedding musicians in Australia:

- Have been in business for **9 years**
- Are booked **9 months** before the wedding
- Spend 25% of their revenue on marketing and advertising
- Work **14 hours** on each wedding
- Respond to couple enquiries **within 24 hours** (43%) followed by **within 1 hour** (24%)
- Are devoted 67% to weddings and 33% to corporate or other events

Social Media Platforms Used by Wedding Musicians

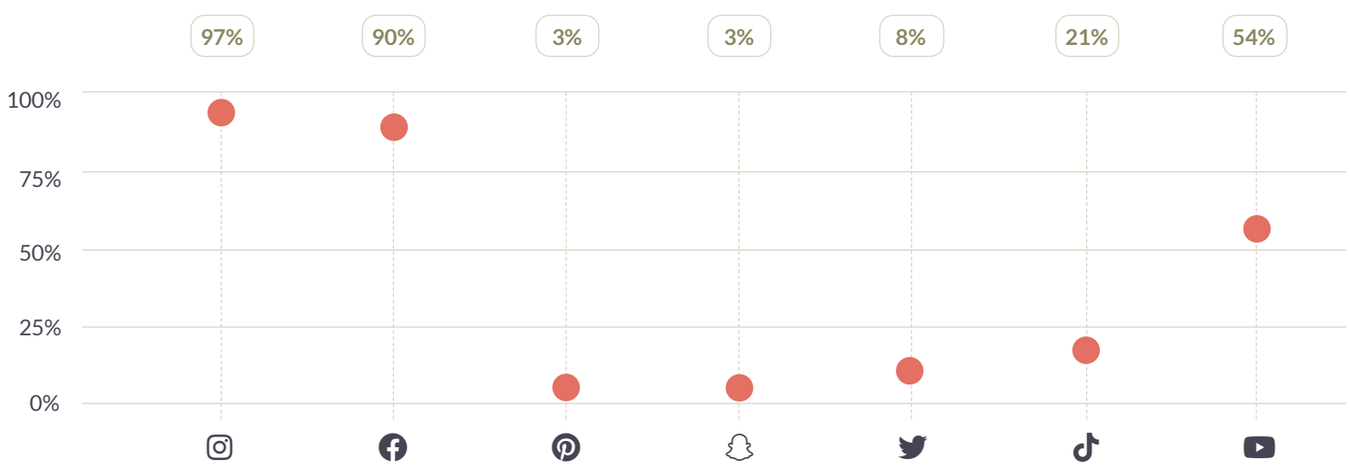

Paid Marketing Channels Used by Wedding Musicians

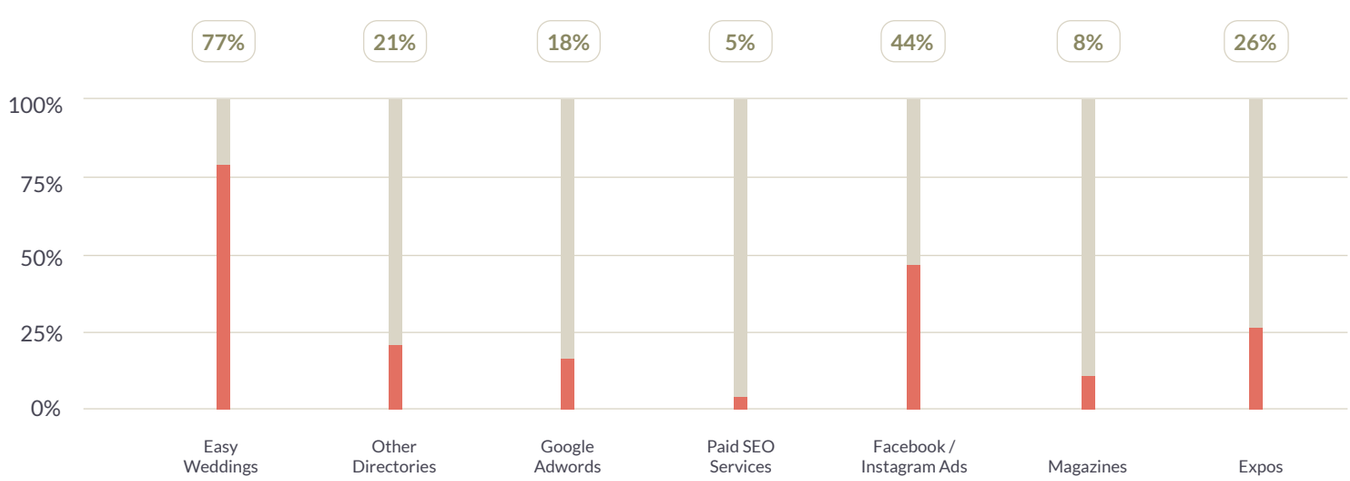

*Easy Weddings data is skewed positively as most survey responders were current clients.

Invitations

4.9 / 5 Couples Review Score

The initial insight into the couple's celebration style is provided through the wedding invitation for guests. Approximately one-third of Australian couples seek the expertise of a professional invitation designer to craft stunning printed invitations, enhancing the anticipation. Moreover, 18% choose to have professionally designed place cards. For conveying additional details, 42% of couples create a wedding website. Among their expectations from invitation suppliers, couples prioritise top-notch finishes, meticulous attention to detail, and design flexibility.

Photo: The Event Wanderer Co.

$841 is the average cost of wedding invitations in Australia ↑ 4%

Where will you get your invitations from?

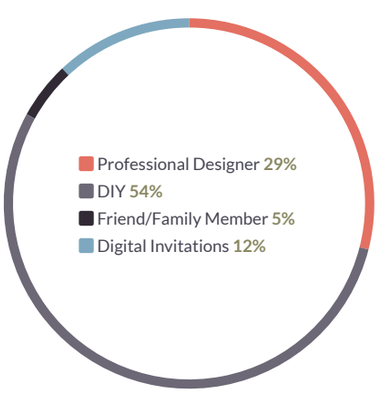

Will you be having place cards at your wedding?

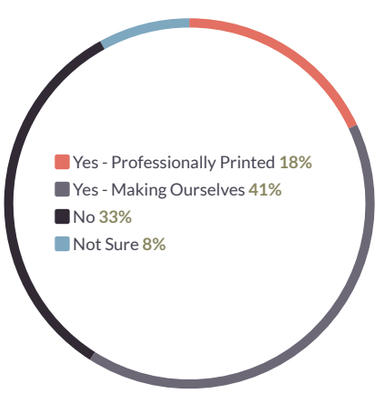

Where couples feel suppliers excel:

- Able to design a range of items (e.g. place cards, invitations, seating charts)
- Able to tailor ready-made designs
- Sample packs provided
- Quick turnaround of products once final design chosen
- Progress photos were sent to ensure still happy with design

Where couples feel suppliers could improve:

- Timeframes of completion not abided by
- Unable to provide tracking information once invitations were shipped
- Envelopes received with damaged edges
- Quality of work delivered did not match samples

Wedding Cars COUPLES INSIGHTS

Foxy The Kombi

4.9 / 5 Couples Review Score

As well as the functional purpose of transporting couples and their bridal parties to and from the wedding, wedding cars are an important feature. Contributing to the day's aesthetic, cars make wonderful photographic props and, such as the bride's arrival, are one of the key moments captured on camera. Almost **2 in 5 couples** (39%) hire specialist wedding transport for the day, and the engaging personality of the chauffeur adds to the overall experience, as well as calming nerves before the ceremony.

86%	39%	52%
of couples need transport of some kind for their wedding	hire a specialist wedding car provider	of wedding car styles are vintage and classic

How many wedding cars will you have for your wedding?

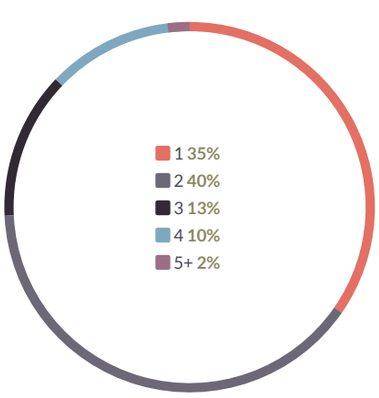

What kind of wedding car will you hire?

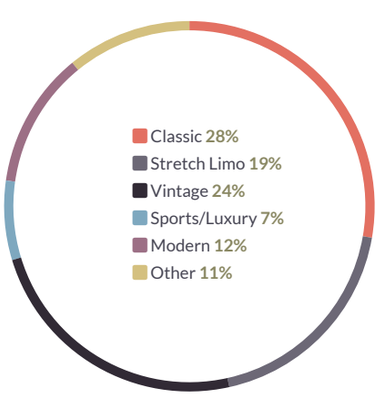

Cost Of Wedding Cars By State

$1,170
is the average cost of wedding cars in Australia ↑ 3%

Limited data for NT to provide a reliable average.*

Photo: Wow Limousines

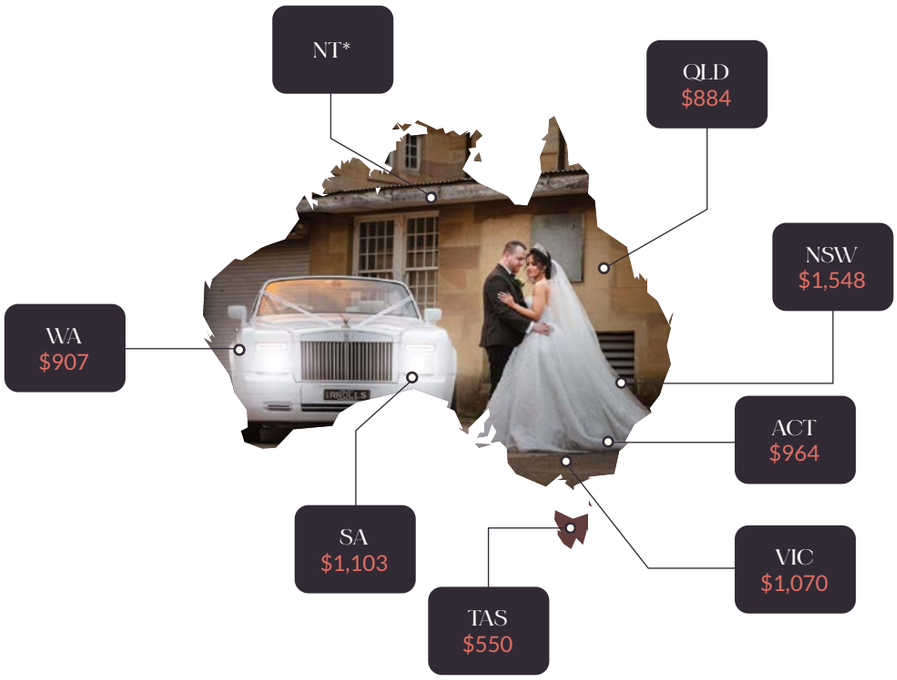

Wedding Belle Bridal and Car Event Hire

Where couples feel suppliers excel:

- The driver took time and care to ensure no spilt drinks or food
- Unforeseen route issues handled well
- Friendly driver but unobtrusive
- Driver took their own photos to send to the couple
- Able to provide car seats for babies/children & factored into number of people per car

Where couples feel suppliers could improve:

- Car turned up without additional extras
- Did not coordinate with venue for the best entrance or parking access
- Felt rushed to get to the venue even though booking time was a set timeframe
- Felt the driver wasn't well briefed on the day
- Did not work well with other suppliers (photographer/ videographer)
- Felt they were overcharged for cheap alcohol provided

Wedding Cars COUPLES INSIGHTS

Classic Jags

On average, wedding car businesses in Australia:

- Have been in business for **12 years**
- Are booked **7 months** before the wedding
- Spend 30% of their revenue on marketing and advertising
- Work **6 hours** on each wedding
- Respond to couple enquiries **within 1 hour** (44%) followed by **within 24 hours** (28%)
- Are devoted 71% to weddings and 29% to corporate or other clients

Social Media Platforms Used by Wedding Car Businesses

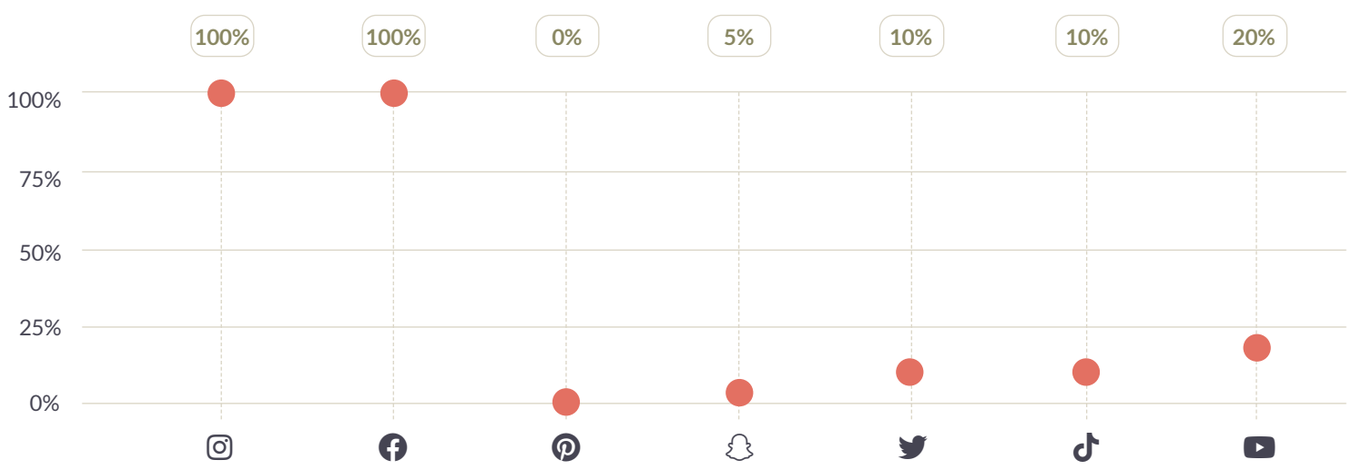

Paid Marketing Channels Used by Wedding Car Businesses

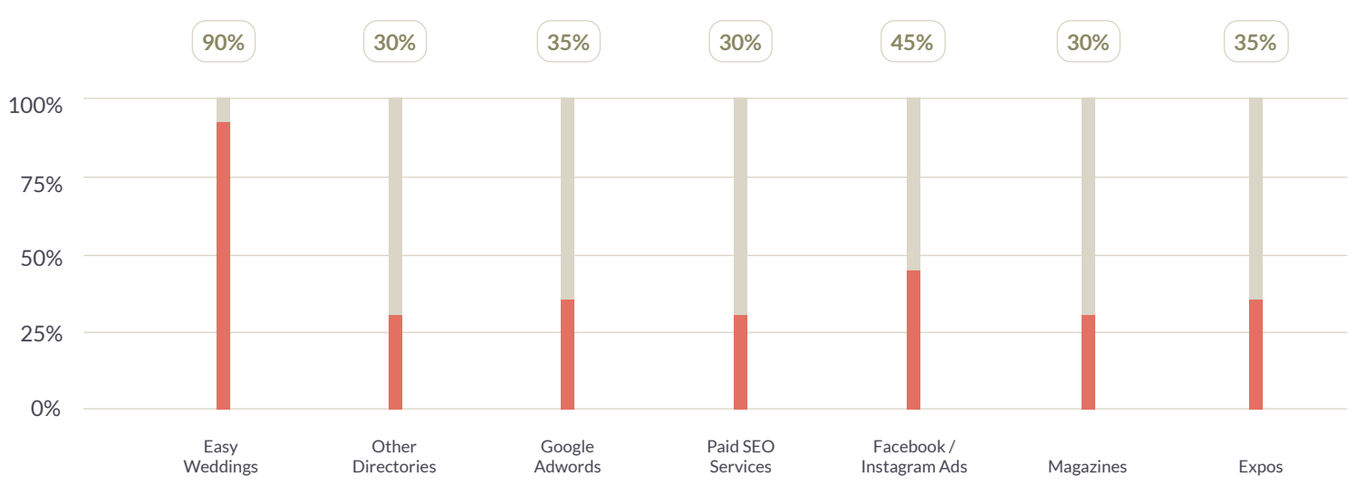

*Easy Weddings data is skewed positively as most survey responders were current clients.

Photo Booths

4.9 / 5 Couples Review Score

Two-thirds of couples are including a photo booth of some kind at their wedding reception as an added interactive experience in addition to music. Just under half (47%) of these hire a professional photo booth provider, with the most popular style (26%) being offered by the couple's wedding photographer. Couples favour a professional photo booth provider because of the extensive collection of props they can access and the attentiveness of the operator who keeps their guests engaged.

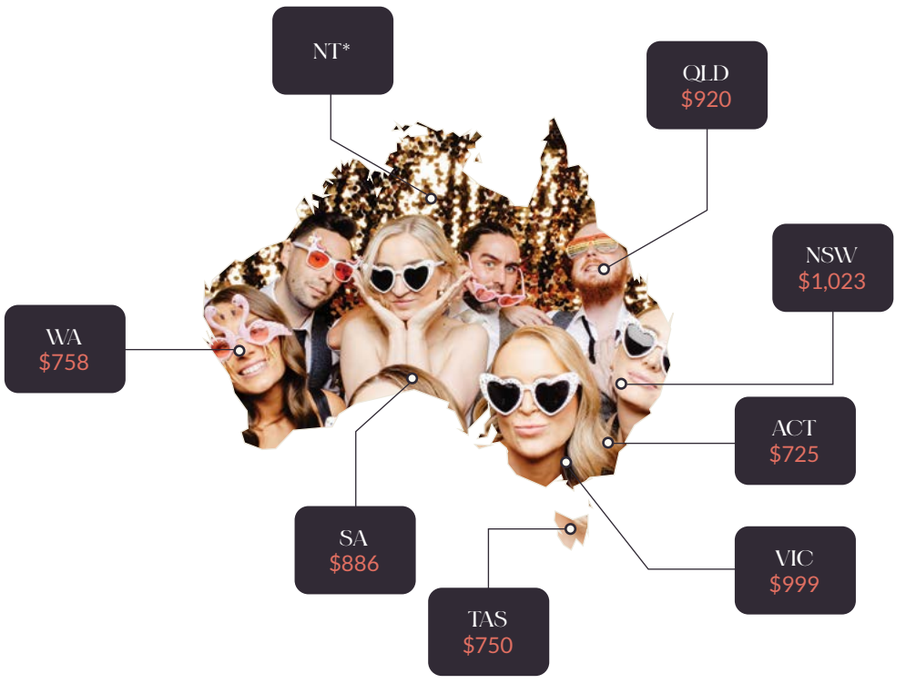

Limited data for NT to provide a reliable average.*

Photo: Boothalicious

$963 is the average cost of photo booths in Australia ↑ 4.5%

Are you having a photo booth at your wedding?

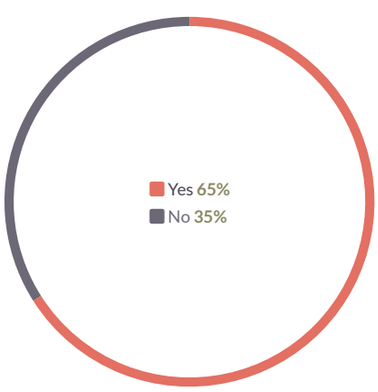

What type of photo booth are you having?

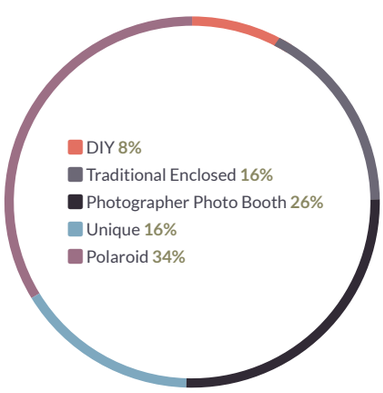

Where couples feel suppliers excel:

- Able to design own template
- Attendant kept guests engaged
- Visited the venue prior to wedding to work out logistics
- Able to choose own props
- Large range of extras such as customised backdrops

Where couples feel suppliers could improve:

- Add-ons not delivered post-wedding (e.g. physical album)
- Equipment was outdated
- Photos were low-quality
- Names misspelt or details incorrect on photo strip
- Decoration changes made without consultation with the couple
- Operator not dressed appropriately

Hair & Makeup COUPLES INSIGHTS

Tra Makeup Artistry

★ 5 / 5 Couples Review Score

Brides consistently favour a natural, fresh-faced appearance for their wedding, with **almost 3 in 5** (59%) preferring natural makeup over other styles. Conversely, the next most popular style among a quarter of brides is full glam! Hollywood waves for long hair and a textured low bun for medium-length hair top the list of preferred wedding hairdos. Brides are heavily in favour of having a hair and makeup trial and love that they can test out their wedding day look while dressed up for another occasion prior to the wedding.

86%	59%	81%	34%
of brides will hire professional hair and makeup artists for their wedding	The most popular makeup look with brides is nude/natural	of brides will have a hair and makeup trial. 7% of bridesmaids will have one, too	of brides favor the textured low bun, while 30% favor Hollywood waves.

47% of bridesmaids have the hairstyle of their choice. 44% have a matching hairstyle that differs from the bride's.

What hairstyle will you have for your wedding?

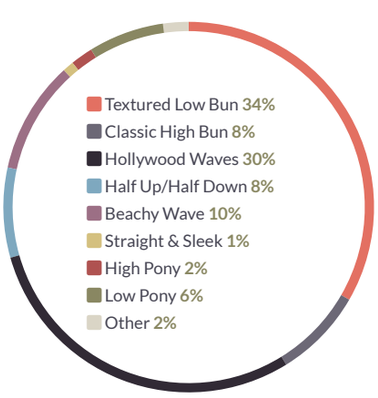

What makeup style will you have for your wedding?

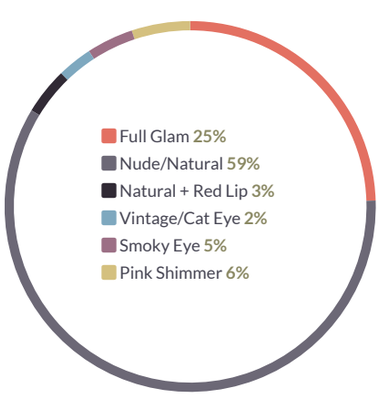

Cost Of Hair & Makeup By State

$841
is the average cost of wedding hair and makeup in Australia ↑ 10%

Photo: Faces Makeup and Hair

Isha's Hair & Beauty

Where couples feel suppliers excel:

- Felt the artist was calming and reassuring, while still being professional
- Didn't feel judged when asking for non-traditional styles
- Able to provide 'aftercare' advice to make sure everything stayed in place
- Provided two options - one for hot weather and one for cold/wet
- On-the-go touch-up kit provided

Where couples feel suppliers could improve:

- Agencies didn't arrange trials beforehand so the artist could be matched properly
- Didn't estimate time correctly for larger bridal parties
- Didn't leave enough time to fix up anything the bride wasn't happy with
- Felt makeup was heavy and overdone
- Felt hair was not secure enough
- Quality of work was not the same as the trial

Hair & Makeup BUSINESS INSIGHTS


Hair by Christine R

On average, hair and makeup artists in Australia:

- Have been in business for **11 years**
- Are booked **9 months** before the wedding
- Spend 24% of their revenue on marketing and advertising
- Work **10 hours** on each wedding
- Respond to couple enquiries **within 24 hours** (57%) followed by **2 days** (24%)
- Are devoted 73% to weddings and 26% to corporate or other events

Social Media Platforms Used by Hair and Makeup Artists

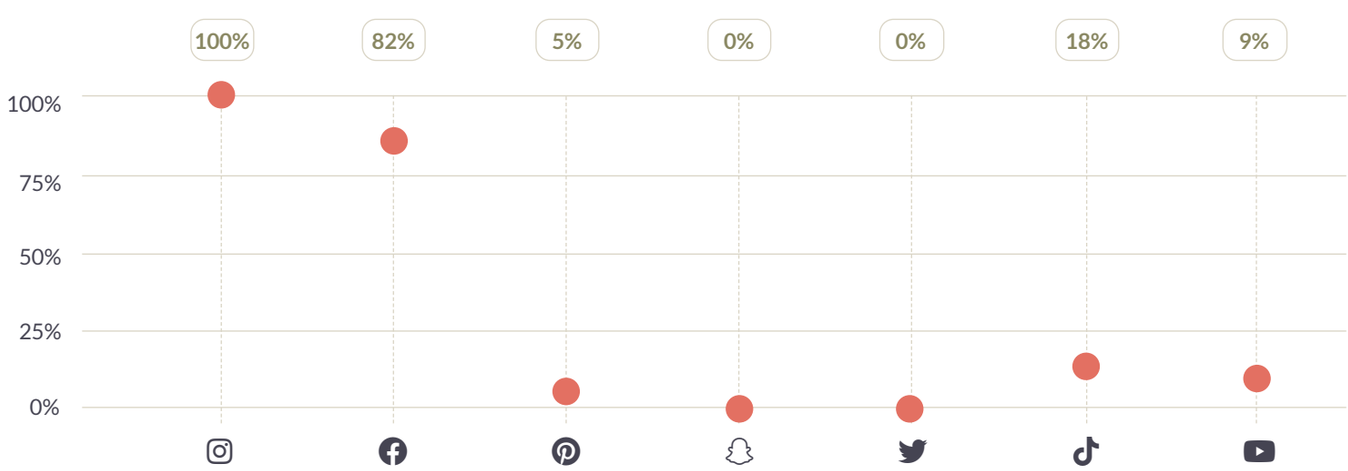

Paid Marketing Channels Used by Hair and Makeup Artists

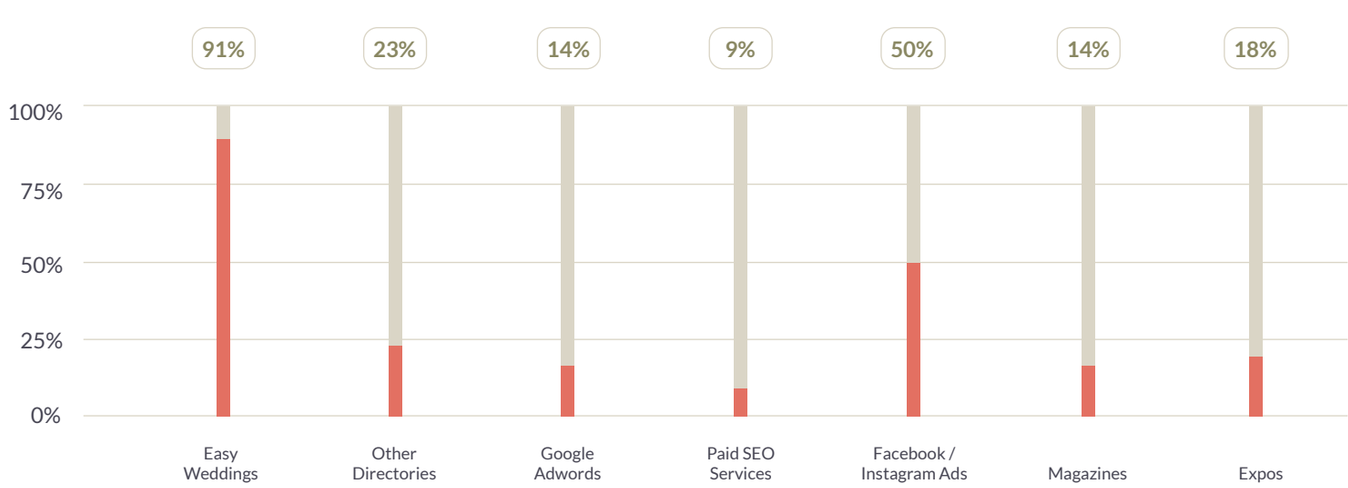

*Easy Weddings data is skewed positively as most survey responders were current clients.

Bomboniere

4.9 / 5 Couples Review Score

70% of couples thank wedding guests for their presence with bomboniere of some kind. Around half of these will purchase from a bomboniere supplier. The most popular wedding favours gifted to guests are edible gifts and personalised items. Charity donations have jumped from 14% (and 10% the previous year) to 17% and sustainability factors are high on couples' minds. 68% of couples spend up to **$5 per guest** on favours and a further 20% **between $5 and $10**.

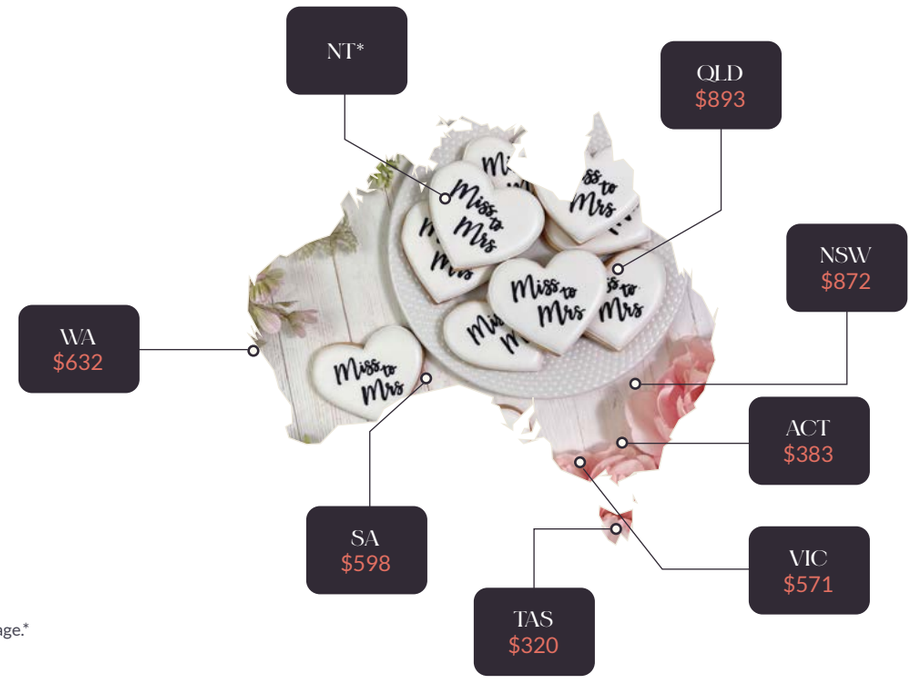

Limited data for ACT, TAS and NT to provide a reliable average.*

Photo: The Confectionist

$674 is the average cost of bomboniere in Australia ↑ 16.5%

What kind of wedding favours are you gifting your guests?

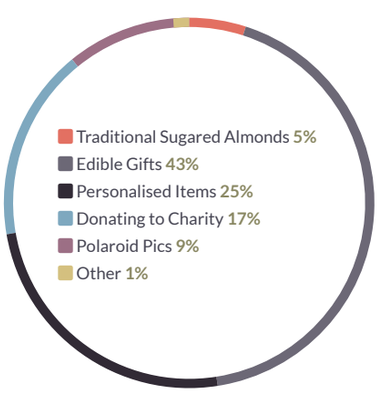

How are you sourcing your bomboniere?

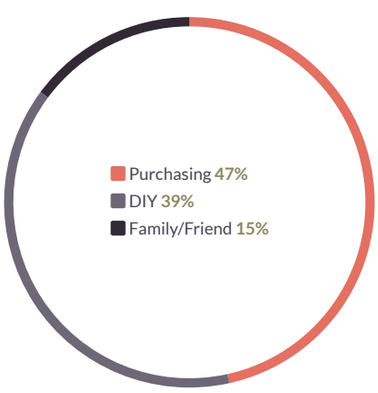

Where couples feel suppliers excel:

- Edible items stayed fresh and intact
- Progress/proof photos were shared prior to delivery
- Able to custom-design packaging
- Put effort into sustainable practices
- Edible items were flavoursome
- Easy online ordering process

Where couples feel suppliers could improve:

- Glass/clear items had fingerprints all over them
- Delivery time was longer than advised without reason
- Tracking numbers were not sent with orders and had to be chased down
- Were not flexible in quantities, meaning couples over-ordered
- Supplier branding was obtrusive

Honeymoons

5 / 5 Couples Review Score

Post-pandemic honeymooners are continuing to take advantage of overseas travel, with 66% heading abroad, up 8% on last year. Still, the number one individual honeymoon destination remains homegrown, with 15% of Aussie newlyweds heading to Queensland. The duration of honeymoons has shifted slightly to favour the shorter side, with fewer couples heading away for **more than 3 weeks**, and more couples booking **1-2 week** honeymoons. The average spend, however, has increased; a reflection of cost of living impacts; and 18% of couples said they wished they had more budget for this component of their wedding – up 50% on last year. Together, the top two priorities for couples on their honeymoon are spending quality time together (45%) and relaxing (29%).

$8,009 is the average cost of a honeymoon for Australian couples ↑ 10%

85%	66%	34%
of couples will take a honeymoon	will have a honeymoon abroad	wil honeymoon in Australia

Would you consider a minimoon before the big honeymoon?

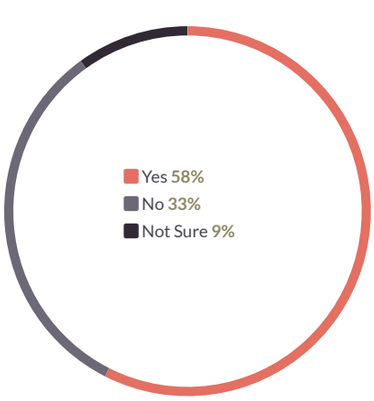

How long do couples honeymoon?

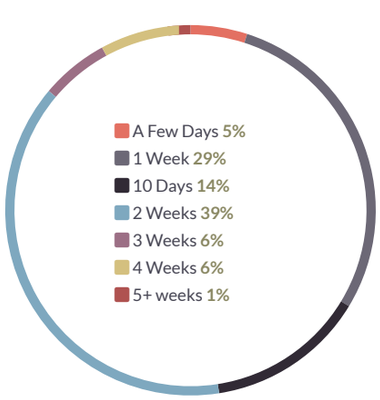

TOP 10 *Honeymoon* Destinations

Australia - QLD

Europe

Bali/Indonesia

Japan


Fiji

Australia - NSW


New Zealand

Maldives

Thailand


Australia - VIC

Destination Weddings

Axioo Photography

4.9 / 5

The most desired countries for destination weddings in 2024 and beyond are predominantly in Europe, with Italy taking first place, followed closely by Greece and France. Other dream destinations for overseas weddings include Fiji, the USA, and specifically, Hawaii. Bali is still a favourite wedding destination among Aussies marrying abroad, as is the UK and Ireland. Thailand narrowly misses out of the top 10, favoured instead by the more exotic Iceland, perhaps a sign that post-pandemic couples are keen for an adventure far from Australia now that they can finally fly wherever they desire!

90%	7%	3%
of couples marry in their home state or territory	marry in an Australian state or territory outside of their own	of couples head overseas to get hitched

Top Desired Overseas Wedding Destinations

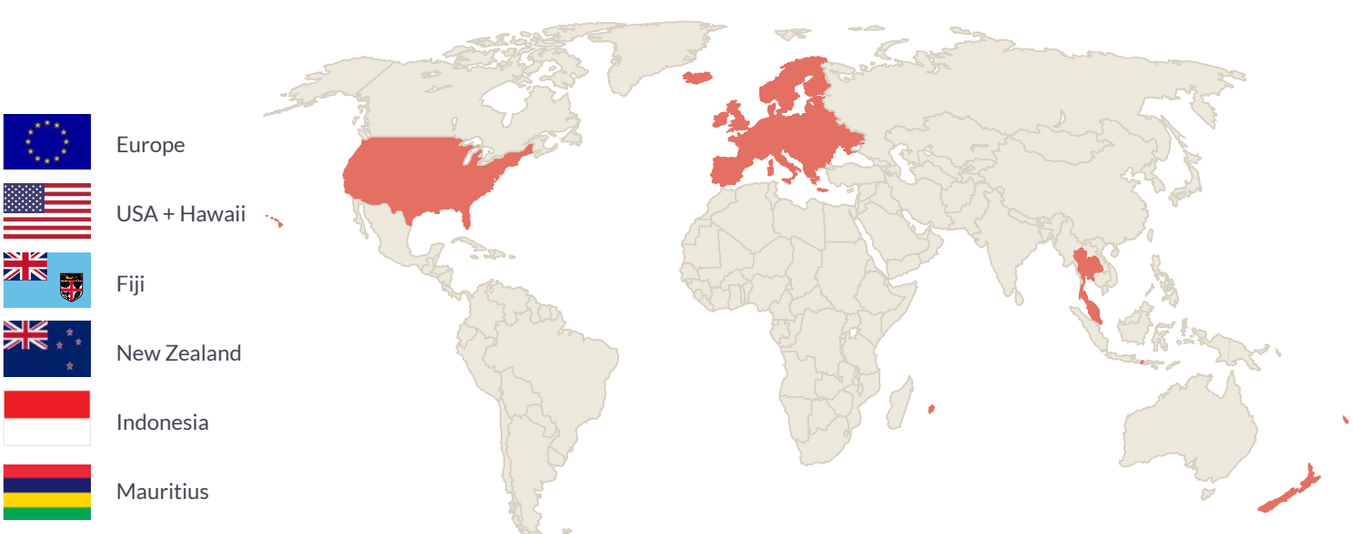

FEATURED

Destination Wedding

Bali, Indonesia

Discover the new Easy Weddings Destination Packages
easyweddings.com.au/packages/destination

Photography by Oxalis Pictures - oxalispictures.com | easyweddings.com.au

Success + General insights

General Insights

How Couples Are *Influenced* To Buy

In order of importance, couples rank these influences on their decision to purchase or hire from a wedding vendor:

1. They are up-front with their pricing
2. Their photos/posts fit with the wedding I want
3. I felt a personal connection with the supplier
4. Previous customers left positive reviews
5. They have a flexible refund policy for unforeseen circumstances
6. The supplier is popular on social media

For most couples, a wedding is a one-time event they have no prior experience planning. It's also one of the biggest ticket items they've ever purchased. It's unsurprising then, that **clear and upfront pricing** was the number one factor couples want from potential wedding vendors.

In second place was the **supplier's photos fitting the wedding they wanted**. Pictures tell a thousand words; so carefully considering which images you use to represent your business on your website and Easy Weddings storefront is crucial. Couples are looking for inspiration to help build their wedding day vision board; that's why it's important to include photos that not only appeal to your target market, but also demonstrate the kind of weddings you want to attract.

Where do couples first discover their wedding vendors?

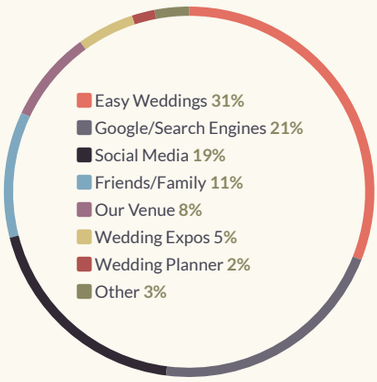

After finding suppliers on Easy Weddings, what do couples do next?

It is important to note that 72% of couples interested in a supplier on Easy Weddings will go off the Easy Weddings platform to research further before enquiring. Usually, these enquiries will take place on the supplier's own website or via email, making attribution to Easy Weddings difficult.

When To Ask for Reviews

When asking for reviews, it can be helpful to send an initial request around **three days after the wedding** while the couple is still on a high. A **month after the wedding date** is a good timeframe for a follow-up request if they haven't yet reviewed you yet, as most couples are honeymooning for up to two weeks and will have returned by then. Asking once will generally get a response from **1 in 5** couples, but asking twice will up your response rate to **1 in 3**.

Business Success Tips

1. Prioritise response times

Clients are more likely to book the first supplier who responds to their enquiry. Every minute counts, so reply as soon as possible. And don't forget to follow up (until you get a "no").

2. Reframe the deposit

Look at changing the wording on your contracts from 'deposit' to 'booking fee' to better reflect the work you put in prior to and after the wedding day. Be as transparent as possible to avoid concerns should they decide to postpone or cancel later on.

3. Use a CRM

Use a Customer Relationship Management (CRM) system to track your sales pipeline. The time spent setting it up will pay off in the long run when you are better able to communicate with leads — particularly when wedding bookings start stretching into 2025 and beyond. We offer a free WedCRM with your Easy Weddings partnership.

4. Ask for reviews

A single review increases your chances of an enquiry by 20%, however, 11+ reviews can increase your results up to 200%. Ask couples you have worked with recently to leave a review on your Easy Weddings storefront to help you get noticed by future couples. Manage and respond to your reviews by logging into WedCRM.

5. Optimise your website and Easy Weddings storefront

Your website is the centre of all your marketing, so every page must look appealing and be easy to navigate on mobile. Find a few photos to become consistent hero images across platforms, including your Easy Weddings storefront. Add a video to your landing page and ensure your site's SEO is in order.

6. Test content on socials

Use your social media accounts as a testing ground for your website and storefront. Update your storefront with images and videos that perform well, particularly on Instagram. Ensure your images are high resolution and reflect the weddings you want to attract. Don't forget to tag professional photographers and other suppliers.

7. Social Admin

Convert your Facebook profile to a business page. This gives you access to Page Insights, where you can see metrics, and visitor demographics, and create branded ads that link to your page. And don't set and forget. Update your content with new photos and amend copy to reflect new business developments.

8. Network

Network with other wedding business owners in your category (they are colleagues, not competition) and related categories in your region. Suppliers will be contacted for weddings they are not available for and will recommend people in their networks.

9. Share content

Share photos and video content from weddings and events you have worked, and tag other suppliers you've worked with. Don't forget to ask other suppliers working at the same events to tag or share their content with you.

10. Upskill

Keep on learning. Attend webinars and professional development events; listen to wedding industry podcasts and business experts; and keep refining your craft. Keep your eye out for Easy Weddings emails and Wedding Supplier Network socials about upcoming webinars and other industry resources.

Customer Service

★ 4.9 / 5

The average review score for suppliers on Easy Weddings is **4.95 stars out of five**, remaining unchanged from last year. Couples love vendors on Easy Weddings! Suppliers continue to impress clients with how quickly they respond to enquiries. Just over **half of couples** (53%) expect a response to their enquiries **within 48 hours, yet**, most suppliers (85%) respond to an enquiry within the **same day or hour** — and in some instances, **within minutes**!

The average wedding business spends **22 hours** preparing for and performing weddings. Ensure you include your preparation hours in quotes and invoices to demonstrate to your clients how much value you are providing.

How Suppliers Are *Exceeding* Couples' Expectations

Suppliers are doing an incredible job of exceeding couples' expectations of response times! Keep it up!

61% Couples who booked suppliers based on the information they received within a reasonable time frame.

19% Couples who tended to book the first supplier that got back to them.

Pro Tip: Respond to all enquiries as soon as possible to ensure you are top of mind, however, also ensure the information in your response answers their main questions. We suggest having draft response templates saved on your desktop or phone notes to make this simple. To get real-time notifications of enquiries, download the WedCRM app from the App Store or Google Play and set up notifications on your phone. .

How Couples Like to Interact with Suppliers

Couples who favour email when making contact with suppliers

81%

Couples who wish to communicate with suppliers via phone call

8%

As we have seen in recent years, modern millennial couples are not too fond of telephone calls! We recommend suppliers respond to enquiries in the same way that the couple made contact with them, and ask couples from that first interaction how they would prefer to communicate with you moving forward. Have several email templates set up and ready to go once an enquiry comes in – which you can do in the Easy Weddings WedCRM.

Star Rating Per Category

Beauty Services	5.0	Decorations	5.0	Hens & Bucks Parties	4.9
Honeymoons	5.0	Cars	4.9	Bomboniere	4.9
Wedding Planners	5.0	Invitations	4.9	Accessories	4.8
Celebrants	5.0	Caterers	4.9	Shoes	4.8
Wedding Services	5.0	Destination Weddings	4.9	Hire	4.8
Hair and Makeup	5.0	Engagement Venues	4.9	Formal Wear	4.8
Cakes	5.0	Videography	4.9	Wedding Dresses	4.8
Flowers	5.0	Wedding Venues	4.9	Accommodation	4.8
Music	5.0	Jewellery	4.9	Flower Girl Dresses	4.8
Photography	5.0	Photo Booth	4.9	Bridesmaids	4.6
Stylists	5.0	Dress Designers	4.9	Lingerie	4.6

Deposits, Contracts And Securing Dates

On average, suppliers take a 28% deposit upon booking. It's a good idea to accompany the deposit with a contract that outlines the quoted price and any terms and conditions.

About Easy Weddings

My Scandi Style Photography

Established in 2000, Easy Weddings is Australia's No. 1 wedding planning website and supplier marketplace. We are a 60-person team located throughout Australia and the UK, with world-leading expertise in weddings, digital marketing and tech. We are proud to enjoy relationships with thousands of top-rated industry suppliers across all categories including venues and hospitality, celebrants, photography and videography, wedding cars, music and entertainment, and more.

Easy Weddings has built Australia's most popular wedding app. Engaged couples can find and book all their dream wedding vendors in one place while sticking to their budget. Brides and grooms love our free and easy-to-use planning tools, budget calculator, guest list tool and step-by-step wedding checklist. Our planning suite keeps them coming back to the site to find the suppliers they need throughout their wedding planning journey.

We can also connect couples with our experienced planners to offer a free wedding planning service, to reduce some of the stress.

Each year, we conduct Australia's largest surveys of wedding businesses and recently married and engaged couples to produce this annual Australian Wedding Industry Report.

More than 80% of Australia's engaged couples use Easy Weddings

23+
Years of experience in technology, innovation and development

14M
Annual pageviews

290K
Supplier reviews from couples

23+Y
Experience in technology, innovation & development

250K
Social media followers

3.8M
Unique visitors annually

No. 1 ranked on Google, regularly holding the top position for most popular wedding-related search terms

5M
Storefront views annually

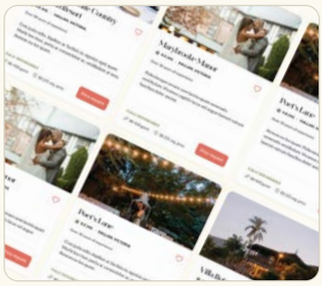

Marketplace Listings

We offer a range of wedding supplier listings suitable to businesses of all sizes. We can help you find the right listing type for your business to grow, while pairing you with the most suitable category and locations to boost your visibility to the thousands of couples who use our marketplace every day. Every business listed on the Easy Weddings marketplace receives ongoing support from our customer success team; advice on how to get more enquiries; industry education to help you convert leads; and our purpose-built Customer Relationship Management system, WedCRM.

Industry Education

Our Pro-Education blog www.easyweddings.com.au/pro-education offers sales and marketing resources all year round. Our newsletter, webinars, in-person networking and education events, and how-to videos also present more strategies for levelling up your business.

Supplier Awards

We love to recognise a job well done – for you and your business. Our EOFY annual 5-Star Supplier Awards acknowledge the customer service and care our top-rated suppliers have taken with our couples throughout the year. Winners will also receive a certificate to display in their office or place of business, plus digital badges to show off on their website and social media.

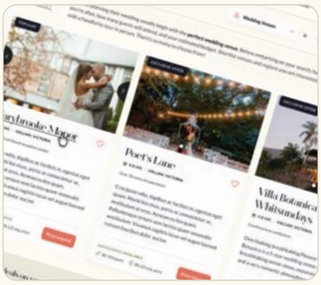

Spotlight Listings

Drive more awareness and increased click-throughs to your Easy Weddings storefront by investing in a Spotlight listing, featured at the top of each supplier category. Our marketing team will work their magic to promote your business to our community of couples through our social media channels and newsletters, linking to your Easy Weddings storefront.

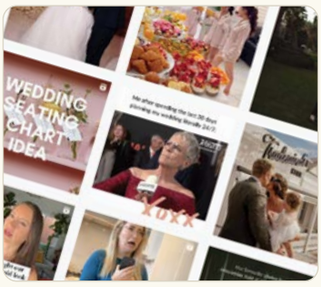

Social Media

After 23 years as the leading wedding website in Australia, Easy Weddings has built a substantial following of 250,000 users across Instagram, Facebook and Pinterest. We use our social reach to educate couples about wedding planning and how to best work with suppliers. Our social channels have become essential tools to help inspire, educate and connect with suppliers and couples alike.

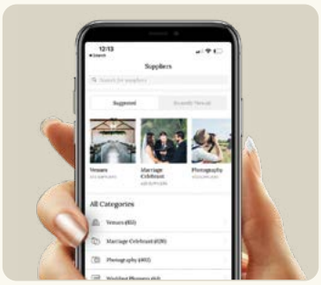

Mobile App

The Easy Weddings apps for couples and suppliers are available on both Apple iOS and Android. The supplier app gives business owners access to WedCRM and the ability to reply to enquiries on the go. The app for couples is a free, easy-to-use planning tool, and a convenient way to contact businesses listed on the Easy Weddings marketplace.

We're always here to help. To chat about how these exclusive insights could help you grow your business, contact our Customer Success team through any of the following channels. We look forward to chatting with you!

18 Miles St, Mulgrave, Vic, 3170

@easyweddings @easyweddings linkedin.com/company/easyweddings/

For general inquiries, please email service@easyweddings.com.au
or phone 1800 155 122.

For media, press or PR enquiries, please email media@easyweddings.com.au.

Black Avenue Productions